

2020 - Quick Facts

£332m

Raised by:

433

Campaigns

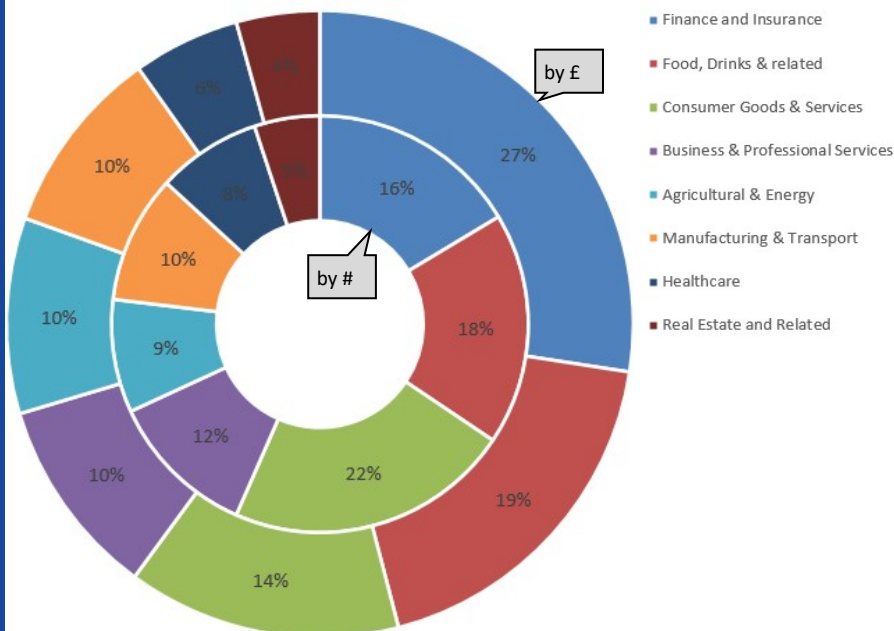
283k

Crowdfunder backers

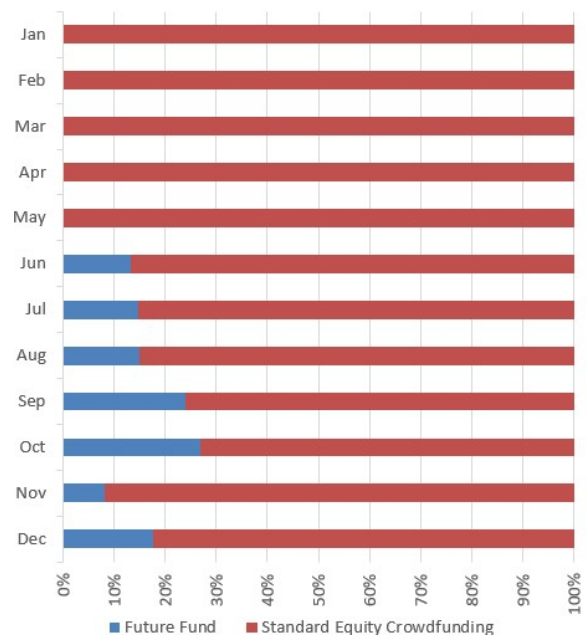
Number of Deals and Aggregate Amount Raised



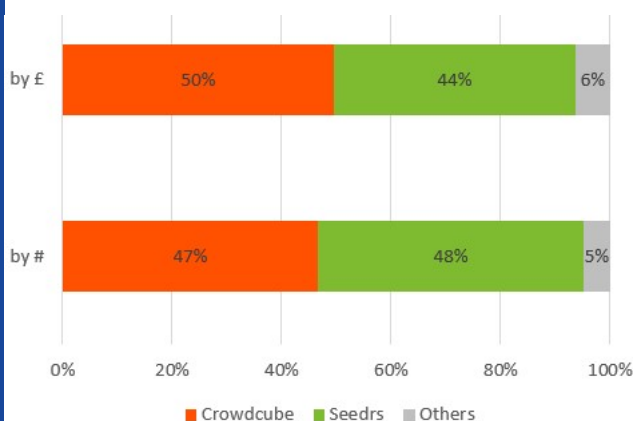
Deals By Industries (closed in 2020)



Future Fund Campaigns



Prominent Platform Split (2020)



Top Campaigns (2020)

By Largest Amount Raised

chip £11.4m

By Number of Investors

moneybox 16,735 backers

By Largest Pre-money Valuation

what3words £150m valuation



Equity Crowd Market: Top 10 Campaigns closed in 2020 - by Amount Raised

Company Name	Industry	Platform	Equity Raised (GBP)	Equity Sold	% to Target Reached	Number of Investors
Chip Financial Ltd	Finance & Banking	Crowdcube	11,403,860	Convertible	570%	8,282
Snoop	Finance & Banking	Seedrs	10,008,510	Convertible	200%	1,714
BrewDog	Alcoholic Drinks: Beer and Related	None / Direct	8,670,000	Convertible	124%	
what3words	Software Programming & IT Services	Crowdcube	7,168,395	5%	720%	10,428
Moneybox	Finance & Banking	Crowdcube	6,988,954	5%	699%	16,735
Freetrade	Finance & Banking	Crowdcube	6,702,274	5%	695%	5,989
Urban	Beauty, Well-being & Treatment	Seedrs	5,875,014	12%	293%	900
Cornish Lithium	Energy & Natural Resources	Crowdcube	5,180,097	11%	345%	3,742
Miso Robotics	Manufacturing & Industrial	Crowdcube	4,556,520	7%	379%	1,124
THIS™	Food and Related	Seedrs	4,476,270	Convertible	224%	1,843

Open Campaigns:

Prominent Open Campaigns (as end Q4 2020)

Targeting:

£49.8m

by:

84

Campaigns

16%

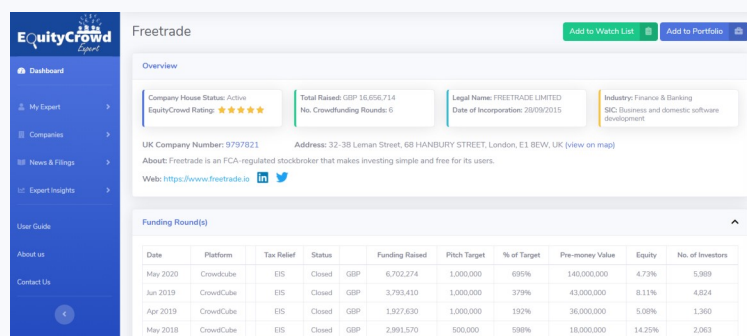
Follow-on

Company Name	Platform	Closing Date	Target (GBP)	Progress (as end 2020)
BrewDog	None / Direct	28/01/2021	15,000,000	81%
Landbay	Seedrs	19/01/2021	5,200,002	108%
TC BioPharm Limited	Crowdcube	09/01/2021	1,200,000	124%
Conigital	Seedrs	15/01/2021	1,065,000	151%
Heights	Seedrs	09/01/2021	1,000,005	166%
Karshare	Seedrs	17/01/2021	1,000,002	108%
Orbital Marine Power	Crowdcube	14/01/2021	1,000,000	185%
Kvasir Analytics	Crowdcube	10/01/2021	1,000,000	140%
Screach	Seedrs	10/01/2021	1,000,000	112%
Solivus	Seedrs	17/01/2021	500,002	173%

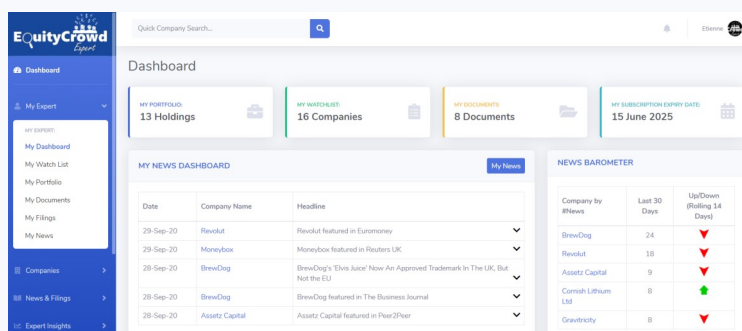
Crowdfunding Campaigns by Top Cities

	No. Deals		Equity Crowdfunding Raised (GBP)	
London	204	47%	179,945,956	54%
Edinburgh	9	2%	13,961,427	4%
Cambridge	6	1%	3,337,334	1%
Barcelona	6	1%	2,882,360	1%
Newcastle Upon Tyne	6	1%	3,876,040	1%
Manchester	5	1%	2,672,316	1%
Derby	4	1%	3,614,405	1%
Nottingham	4	1%	2,294,117	1%
Bristol	4	1%	1,755,805	1%
Other Cities	185	43%	117,542,520	35%

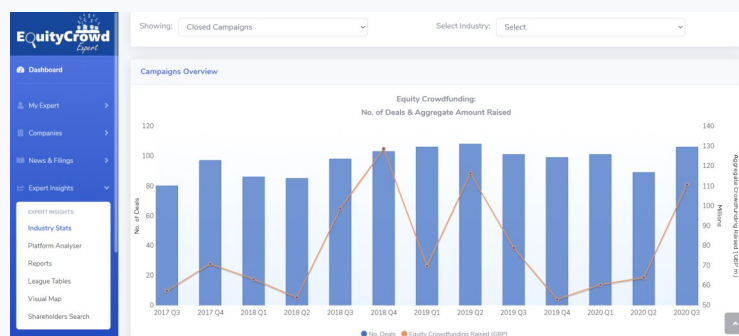




ACCESS CROWDFUNDING COMPANY PROFILES



MANAGE YOUR PORTFOLIO



EXCLUSIVE REPORTS & LIVE INDUSTRY STATS

FREE ACCESS

Perfect for
private investors

Manage a Tailored Portfolio
of up to 10 Investments
Get Tailored News & Access All News
Get Tailored Filings & Access All Filings
Save your Documents in Your Own Vault
Firm Profiles with Funding Details, Financials
Track Crowdfunding Campaigns
Access Exclusive Reports and Stats

FREE

ADVANCED ACCESS

Large Portfolios
& Downloads

Manage a Tailored Portfolio
of Unlimited Investments
Same Features as FREE PLAN
Exclusive Advanced Search
Platform Analyser
Excel Download
Exit Data

£5 /month

PROFESSIONAL ACCESS

Designed for
Professionals Investors

Our Subscription for Professionals
Investors, VCs and Corporates
Same Features as ADVANCED PLAN
• Unlimited Users

£75 /month

