



**TRACXN GEO ANNUAL REPORT**

**US TECH 2022**

# Contents

---

Snapshot

---

Investments

---

Investors

---

Exits

---

New Unicorns

---

Citywise Trends

---

News

---

Funded Deadpooled Companies

---

Appendix

---

# Contents

<b>Snapshot</b>
Investments
Investors
Exits
New Unicorns
Citywise Trends
News
Funded Deadpooled Companies
Appendix



Snapshot
----------

# Tracxn Insights (1/4)

- The US started experiencing a funding slowdown from the Q1 of 2022. After witnessing the highest quarterly funding of \$80.2B in Q4 of 2021, funding started dropping and it has declined to \$31.4B in Q3 of 2022, a drop of 61% from the peak.
  - High inflation, increasing interest rates and an overall slowdown in demand are some of the factors affecting the economy
  - In order to cut down costs companies are forced to take drastic measures. Major tech corporations like Facebook, Amazon, Apple, Netflix, etc. have cut down 1000's of jobs in the recent months. Similarly tech startups like Better, Stripe, Instacart, Gopuff, and others have also started reducing their employee counts
- The total funding in 2022 has dropped by 40% from \$296B in 2021 to \$176B in 2022 MTD
  - The month of November has seen the lowest funding in 2022 at \$8.05B, a decline of 72.5% compared to Nov 2021 which saw the highest monthly funding in the US startup ecosystem till date

## Tracxn Insights (2/4)

- This drop in funding is majorly due to a decline of 48% in late stage rounds from \$190B in 2021 to \$99B in 2022 MTD. Due to the current macroeconomic conditions, investors are not interested in writing big checks
  - The average ticket size for Late stage funding has also dropped by 17%
- While Early Stage and Late Stage funding have seen a decline in funding, Seed Stage rounds witnessed a 15% increase in funding from \$7.7B in 2021 to \$8.8B in 2022 MTD, with a 27% increase in average ticket size compared to the same period last year
- There has been a significant drop in the number of \$100M+ funding rounds from 808 rounds in 2021 to 444 rounds in 2022 MTD, a drop of 45%
  - Epic Games, a game publishing company has raised the highest funding in 2022 to date. It has raised \$2B in Series F funding at a valuation of \$32B making it the highest valued startup in the global gaming industry
  - It is followed by SpaceX that has raised \$1.68B in Series J funding. It is the only company to raise funding six times in a row in 2022 bringing its total funding to \$3.6B, which is almost 69% of the total funding raised in the SpaceTech sector. This also makes it the highest valued company in the SpaceTech sector and the fourth highest valued company across sectors on a global scale

# Tracxn Insights (3/4)

- Enterprise Applications, FinTech, and Life Sciences are the top performing sectors in terms of funding in 2022 MTD
  - The total funding raised by the Enterprise Applications sector in the year 2022 MTD was \$82.7B, which is higher than the total funds raised by the FinTech, Life Sciences, and HealthTech sectors combined
  - While the Crypto industry seems to be struggling with significant drops in asset prices causing big Crypto companies to fail. Blockchain Technology Sector still managed to perform well in 2022 and saw a small drop of 4% in overall funding in 2022 MTD as compared to the same period last year
    - It has raised \$11.9B in 2022 MTD compared to \$12.4B in the same period last year
    - 16 unicorns have emerged from this space in 2022 that accounts for 12% of the total unicorns created in 2022 across sectors
  - AutoTech was the most affected sector in the year with a funding decline of 62.8% from \$20.8B in 2021 to \$7.72B in 2022 MTD. This is followed by InsurTech that saw a decline of 61.2% from \$7.58B in 2021 compared to \$2.94B in 2022 MTD

# Tracxn Insights (4/4)

- The number of acquisitions has decreased by 30% from 2976 in 2021 to 2077 in 2022 MTD
  - VMWare (a network virtualization software) which was previously acquired by Dell in 2020, was again acquired by Broadcom for \$69B this year
  - Activision Blizzard (a video game developer) was acquired by Microsoft for \$69B
- The number of new Unicorns added has gone down by 56% from 297 in 2021 to just 131 companies in 2022
  - The month of November saw no new unicorns
  - The number of Decacorns that emerged in 2022 has also declined by 82.3% from 17 companies in 2021 to just 3 this year
- FY 2022 has seen the least number of IPOs in the US Tech market in the past decade. There has been a 87% decline in the number of IPOs this year from 317 IPOs in 2021 to just 45 IPOs in 2022 to date
- San Francisco leads the maximum total funding raised followed by New York City and Boston in 2022
  - The total funding raised by San Francisco is \$29.8B, that is higher than the total funds raised by New York City and Boston combined
- Y Combinator, Andreessen Horowitz and Gaingels are the top investors in the region in 2022



# US Tech Snapshot - 2022



**\$176B** (▼40%)

\$ Funding



**7350** (▼19%)

# Funding rounds



**4160** (▼25%)

Series A+ rounds



**3495** (▼9%)

First Time Funded  
Companies



**4375** (▼34%)

New Editor's Pick



**2100** (▼35%)

Exits (Acqs, IPOs)



**131** (▼55%)

New Unicorns



**\$20.4B** (▲48%)

Valuation of 2021  
Unicorns

## US Tech All time Stats

### Market Size

Companies Covered	276,520
Funded Companies	53,691
Total Funding	\$1533.7B
Funding in last 24 months	\$472B
Cumulative Valuation of all Unicorns	\$212B

### Exits

Acquisitions	22,533
IPOs	2,529

### Company Stage

Unicorns	646
Soonicorns	2,893
Minicorns	6,997
Editor's Pick	29,808
Series A+	26,310
Series C+	7,509
Acqui-Hires	195
Deadpooled	28,674

<b>Top Cities</b>	Bay Area (\$581B)
	San Francisco (\$298B)

Note: Numbers in bracket indicate the values of 2022

## Top Funding Rounds

Company	Round Details
 Epic Games (1991, Cary)	\$2.0B - Series F
 SpaceX (2002, Hawthorne)	\$1.7B - Series J
 Fanatics (2011, Jacksonville)	\$1.7B - Series E
 SpaceX (2002, Hawthorne)	\$1.5B - Series J
 Fanatics (2002, Jacksonville)	\$1.5B - Series F

## Top Feeds

Feed	\$Funding
Cybersecurity	\$9.2B
Healthcare IT	\$8.9B
HRTech	\$7.0B
Genomics	\$6.9B
Oncology	\$6.4B

## Top Cities

City	\$Funding
Bay Area	\$58.5B
San Francisco	\$29.8B
New York City	\$19.2B
Boston	\$6.3B
Los Angeles	\$4.6B

\*Data till 08-Dec-2022 is considered in report



# Contents

---

Snapshot

---

**Investments**

---

Investors

---

Exits

---

New Unicorns

---

Citywise Trends

---

News

---

Funded Deadpooled Companies

---

Appendix

---



---

Y-o-Y Funding Trends

---

Y-o-Y Stage-wise Funding Trends

---

Top Funding Rounds in last 12 months

---

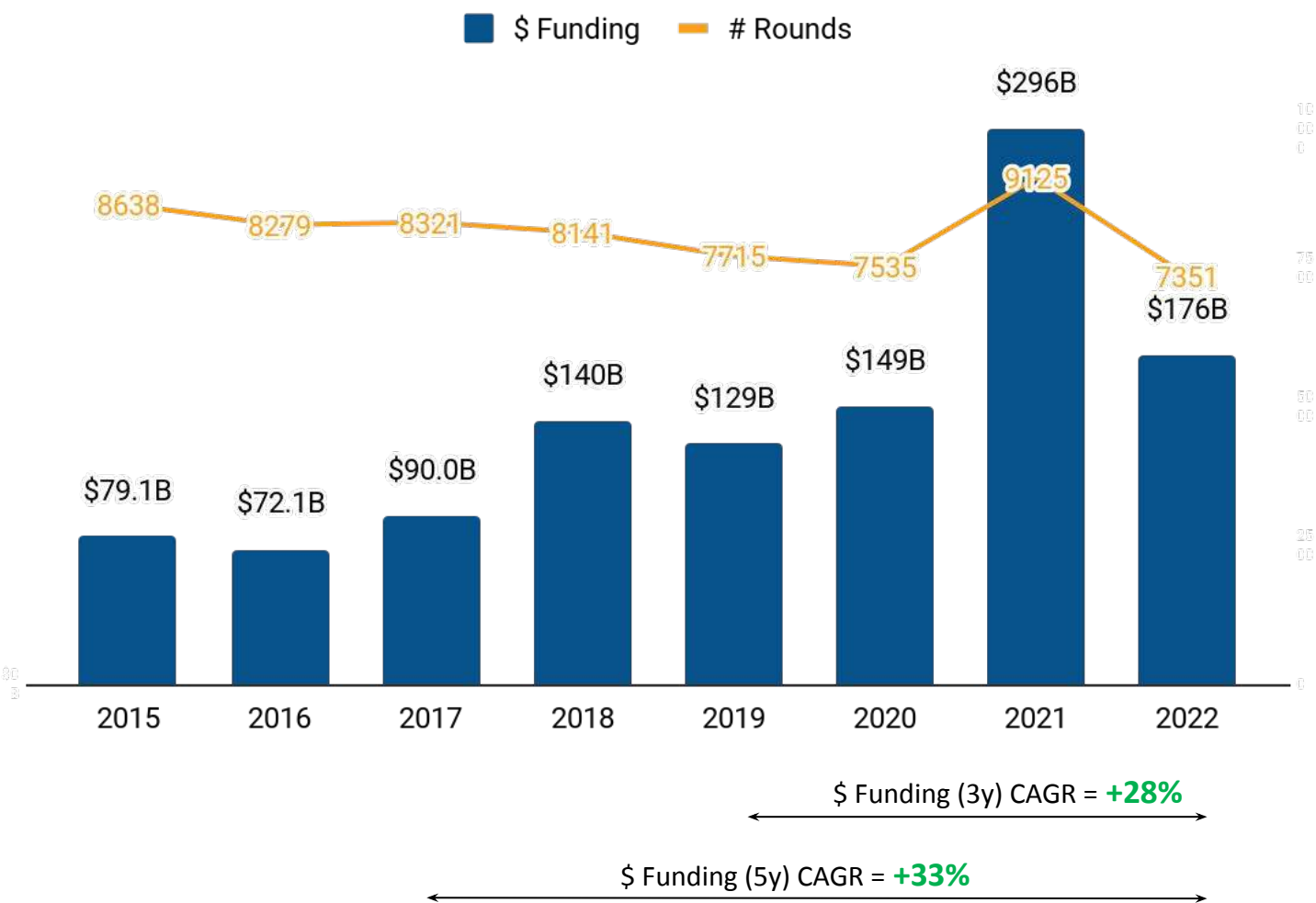
Top Funded Business Models - last 1 year

---











Funding Benchmarking View - Last 10 Years

---

# Y-o-Y Funding Trends



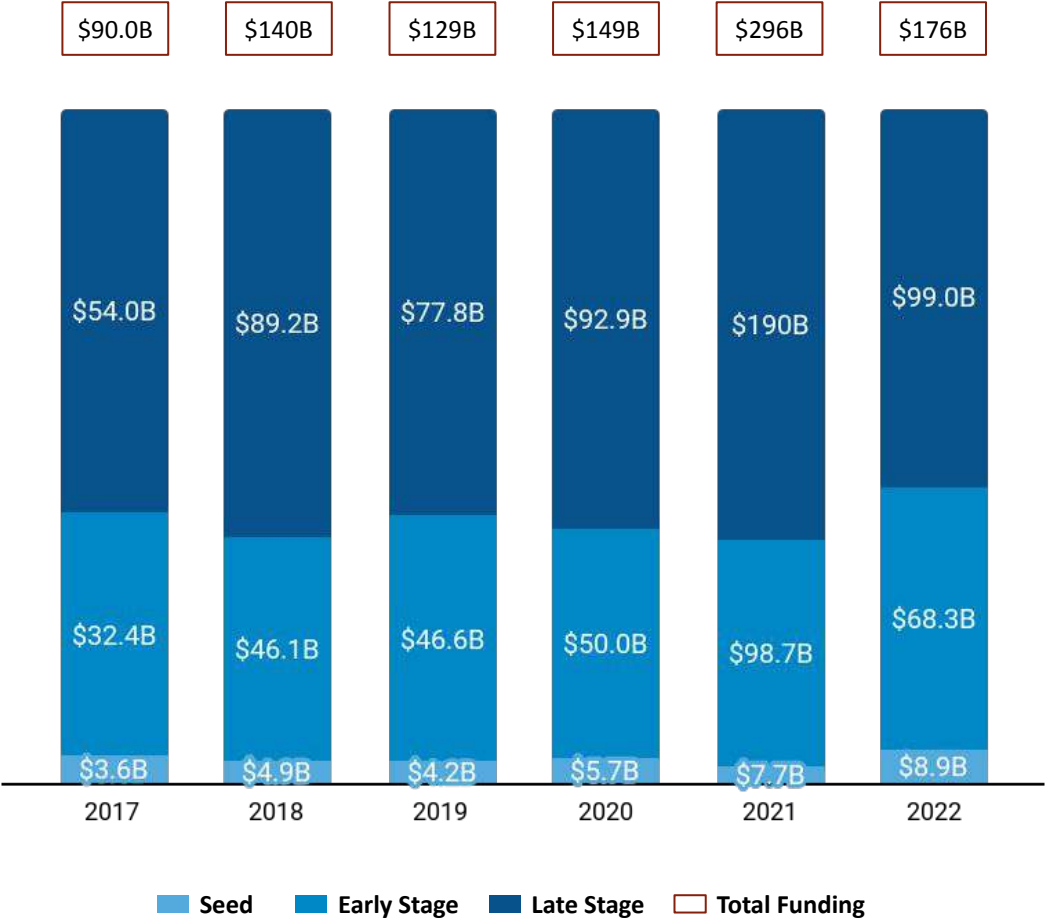
## Top Funding Rounds in last 8 years

Company		Funding Round
	JUUL (2007, San Francisco)	\$12.8B - PE
	WeWork (2010, New York City)	\$4.4B - Series H
	Ligado (2001, Reston)	\$3.9B - Unattributed
	Uber (2009, San Francisco)	\$3.5B - Series G
	Robinhood (2013, Menlo Park)	\$3.4B - Series H
	WeWork (2010, New York City)	\$3.0B - Series I
	Rivian (2009, Irvine)	\$2.6B - Series E
	Argo AI (2016, Pittsburgh)	\$2.6B - Series E
	Waymo (2009, Mountain View)	\$2.5B - Series E
	Rivian (2009, Irvine)	\$2.5B - Series E

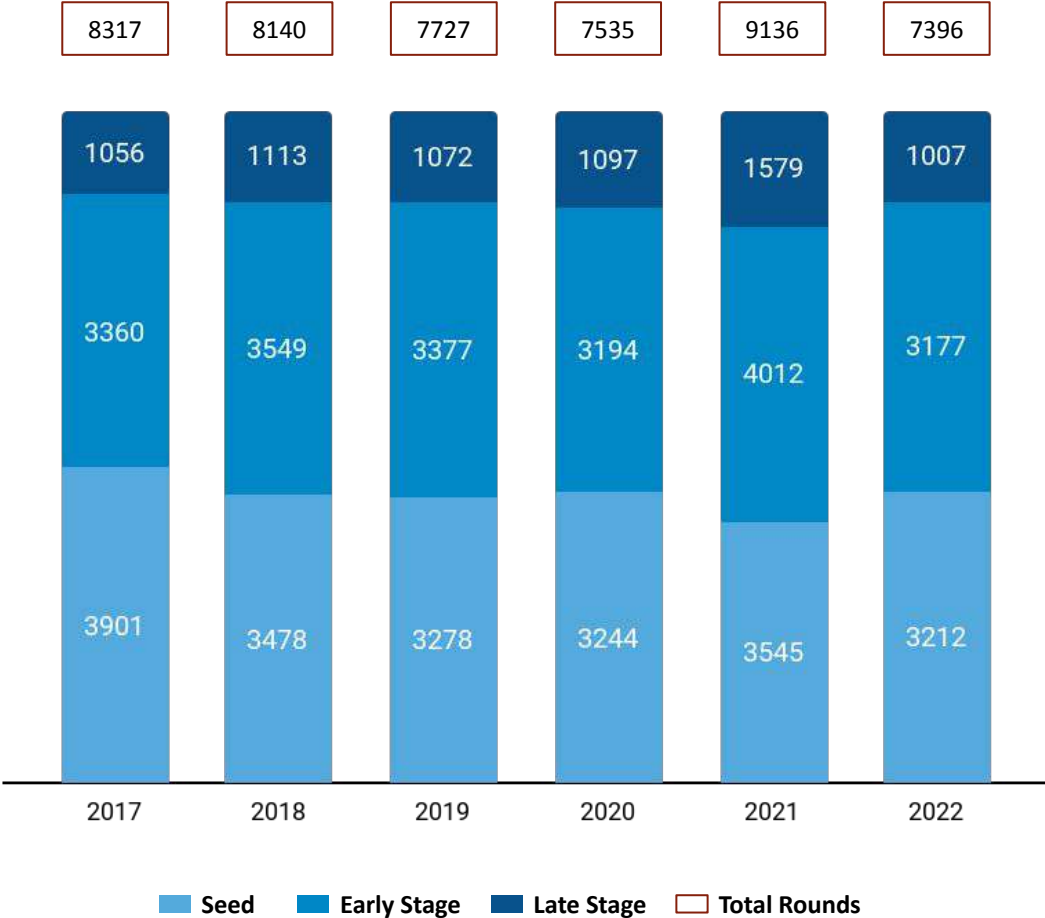
Note: Funding includes only Equity Funding. It excludes Debt, Grant, Post-IPO and ICO funding.

# Y-o-Y Stage-wise Funding Trends

Stage-wise \$ Invested



Stage-wise Number of Rounds











Note: Seed includes Seed, Angel rounds. Early Stage includes Series A,B rounds. Late Stage includes Series C+, PE, Pre-IPO rounds.

# Top Funding Rounds in last 1 year (1/2)











Company	\$ Amount	Round	Date	Investors
 Epic Games (1991, Cary, \$4.8B)	\$2.0B	Series F	Apr 2022	Sony, KIRKBI A/S
 SpaceX (2002, Hawthorne, \$10.9B)	\$1.7B	Series J	Jun 2022	Kinetic, Space.VC, Mirae Asset
 Fanatics (2011, Jacksonville, \$4.3B)	\$1.7B	Series E	Mar 2022	MSD Capital, BlackRock, Fidelity Investments
 SpaceX (2002, Hawthorne, \$10.9B)	\$1.5B	Series J	May 2022	-
Fanatics (2002, Jacksonville, \$4.8B)	\$1.5B	Series F	Mar 2022	Qatar Investment Authority, Blue Pool Capital, MLBPA, <a href="#">+7 more</a>
 Anduril (2017, Orange, \$2.3B)	\$1.5B	Series E	Dec 2022	US Innovative Technology Fund, Lightspeed Venture .., <a href="#">+14 more</a>
 Cruise (2013, San Francisco, \$8.5B)	\$1.4B	Series J	Feb 2022	SoftBank Vision Fund
 Securonix (2007, Addison, \$1.1B)	\$1.0B	Series C	Feb 2022	Verizon, Wipro, Snowflake, Capital One, Eight Roads Vent.., <a href="#">+2 more</a>
 SheIn (2008, North Brunswick, \$1.0B)	\$1.0B	Series C	Apr 2022	General Catalyst Partners, Tiger Global Management
 Flexport (2013, San Francisco, \$2.2B)	\$935M	Series E	Feb 2022	SoftBank Vision Fund, kwokchain, Founders Fund, DST Gl., <a href="#">+3 more</a>
Fanatics (2002, Jacksonville, \$4.8B)	\$700M	Series F	Dec 2022	Silver Lake, LionTree, Clearlake Capital Group
 Title21 Health .. (2001, Pleasanton, \$652M)	\$652M	Series D	Jul 2022	ARCHIMED

# Top Funding Rounds in last 1 year (2/2)

Company	\$ Amount	Round	Date	Investors
 SumUp (2012, Wilmington, \$1.6B)	\$622M	Series E	Jun 2022	Sentinel Dome Partners, Fin Capital, btov, Crestline, <a href="#">+3 more</a>
 Cross River (2008, Fort Lee, \$848M)	\$620M	Series D	Mar 2022	T. Rowe Price, Hanaco Ventures, Whale Rock Capital M., <a href="#">+2 more</a>
 1Password (2006, Ontario, \$920M)	\$620M	Series C	Jan 2022	Salesforce Ventures, Accel, Lightspeed Venture Partn., <a href="#">+20 more</a>
 Ultima Genomics.. (2016, Newark, \$600M)	\$600M	Series D	May 2022	Playground Global, aMoon, Lightspeed Venture Partners, <a href="#">+6 more</a>
 Faire (2017, San Francisco, \$1.7B)	\$596M	Series H	May 2022	-
 Fireblocks (2018, New York City, \$1.0B)	\$550M	Series E	Jan 2022	Iconiq Capital, Mammoth, Parafi Capital, Altimeter Cap., <a href="#">+6 more</a>
 Eikon (2019, Hayward, \$668M)	\$518M	Series B	Jan 2022	soroscapi.al.eu, Schroeder Capital, TCG, Horizons Vent., <a href="#">+15 more</a>
 Back Market (2014, Albany, \$1.0B)	\$510M	Series E	Jan 2022	Sprints, Eurazeo, Aglae Ventures, General Atlantic, <a href="#">+1 more</a>
 AvantStay (2016, Los Angeles, \$686M)	\$500M	Series D	Feb 2022	Saluda Grade
 LanzaTech (2005, Skokie, \$869M)	\$500M	Series F	Nov 2022	brookfieldrenewableus.com
 Form Energy (2009, Somerville, \$808M)	\$450M	Series E	Oct 2022	VamosVentures, Prelude Ventures, NGP Energy Technolo., <a href="#">+10 more</a>
 Wisk (2019, Mountain View, \$450M)	\$450M	Series D	Jan 2022	Boeing

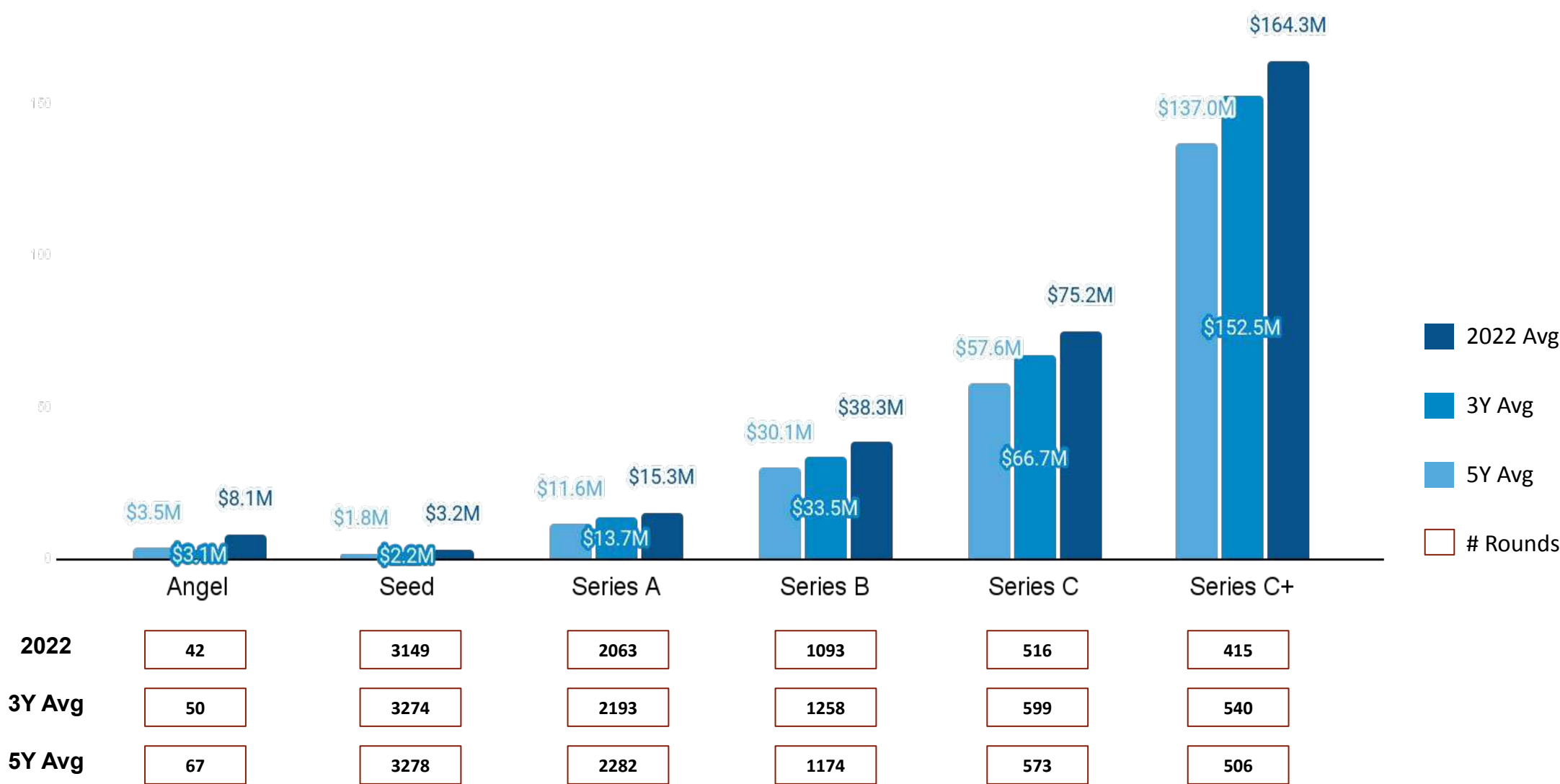
Full list of 7,352 Key Funding Rounds is available on [Tracxn Platform](#)

# Top Funded Business Models - last 1 year

Rank	Business Model	\$ Funding	# Rounds	Top Funding Round
1 <small>&lt;0</small>	Drugs for Multiple Cancer Types	\$3414.7M	243	 Treeline Bios.. (2021, Stamford) \$262M - Series B
2 <small>▲33</small>	PC and Console MMO Game Developers	\$2057.8M	22	 Epic Games (1991, Cary) \$2000.0M - Series F
3 <small>▼1</small>	Autonomous Cars	\$1772.2M	23	 Cruise (2013, San Francisco) \$1350.0M - Series J
4 <small>▲57</small>	Defence Drone	\$1571.1M	4	 Anduril (2017, Orange) \$1480.0M - Series E
5 <small>▲4</small>	Gene Therapy Drugs	\$1441.7M	61	 Metagenomi (2016, Berkeley) \$175M - Series B
6 <small>▲65</small>	Blockchain Security	\$1188.3M	24	 Fireblocks (2018, New York City) \$550M - Series E
7 <small>▲41</small>	Dapp Development Platforms	\$1118.2M	41	 ConsenSys (2014, Brooklyn) \$450M - Series D
8 <small>▲71</small>	Security Incident and Event Management (SIEM)	\$1115.0M	6	 Securonix (2007, Addison) \$1000.0M - Series C
9 <small>▲11</small>	Life Sciences Research Services	\$1039.2M	56	 Synthego (2012, Redwood City) \$200M - Series E
10 <small>▲141</small>	Blockchain Networks	\$1027.3M	97	 SCRT Labs (2021, undefined) \$400M - Series D

\* Rank is based on \$Invested in last 1 year in the Business Model. ▲ - Indicates change in Rank from previous 1 year.

# Funding Benchmarking View



Note: All the values in the graph indicate the Average Funding Round Size of each round in the specified period and Values in the table indicate the Average # Funding Rounds in the specified period



# Contents

---

Snapshot

---

Investments

---

**Investors**

---

Exits

---

New Unicorns

---

Citywise Trends

---

News

---

Funded Deadpooled Companies

---

Appendix

---



---

Y-o-Y Investors

---

Y-o-Y Foreign Investors

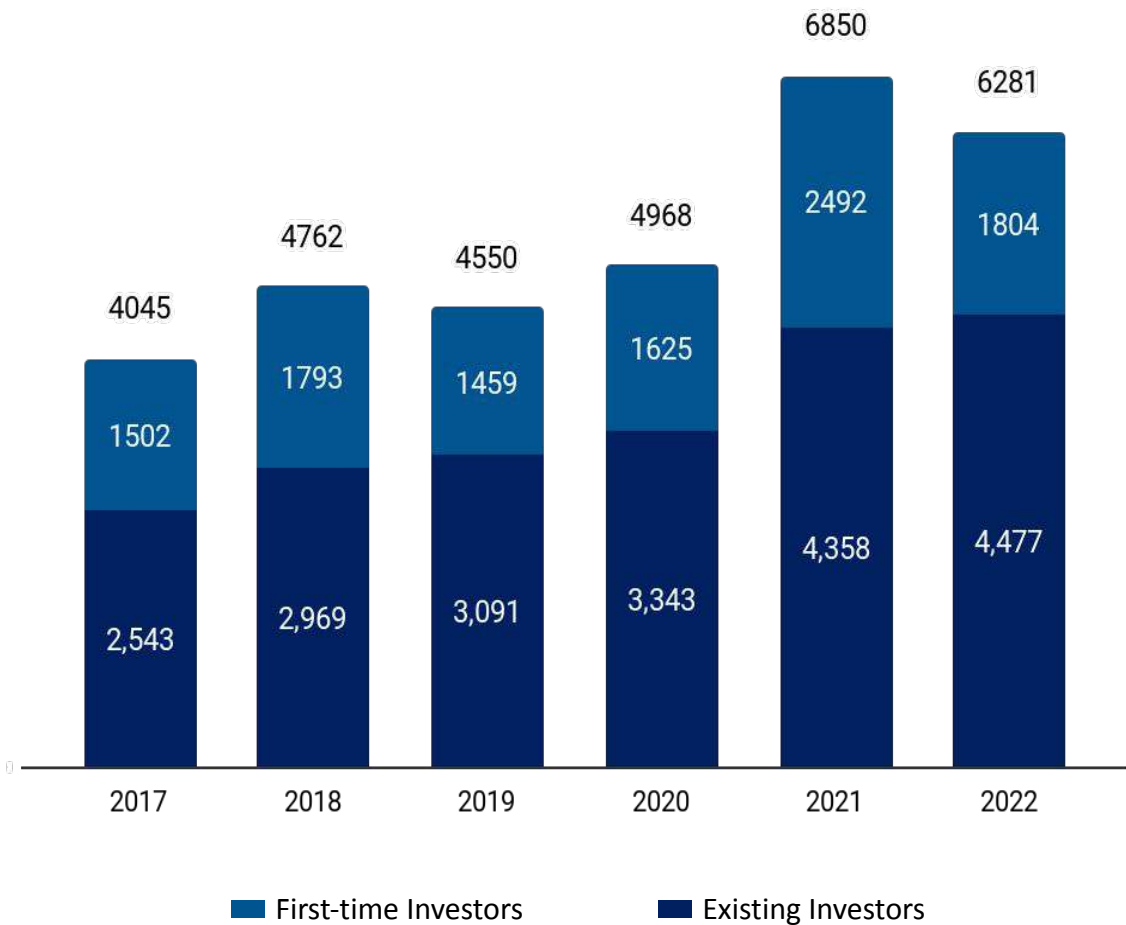
---

Most Active Investors










---

# Y-o-Y All Investors

Y-o-Y # of unique Institutional Investors in US Tech



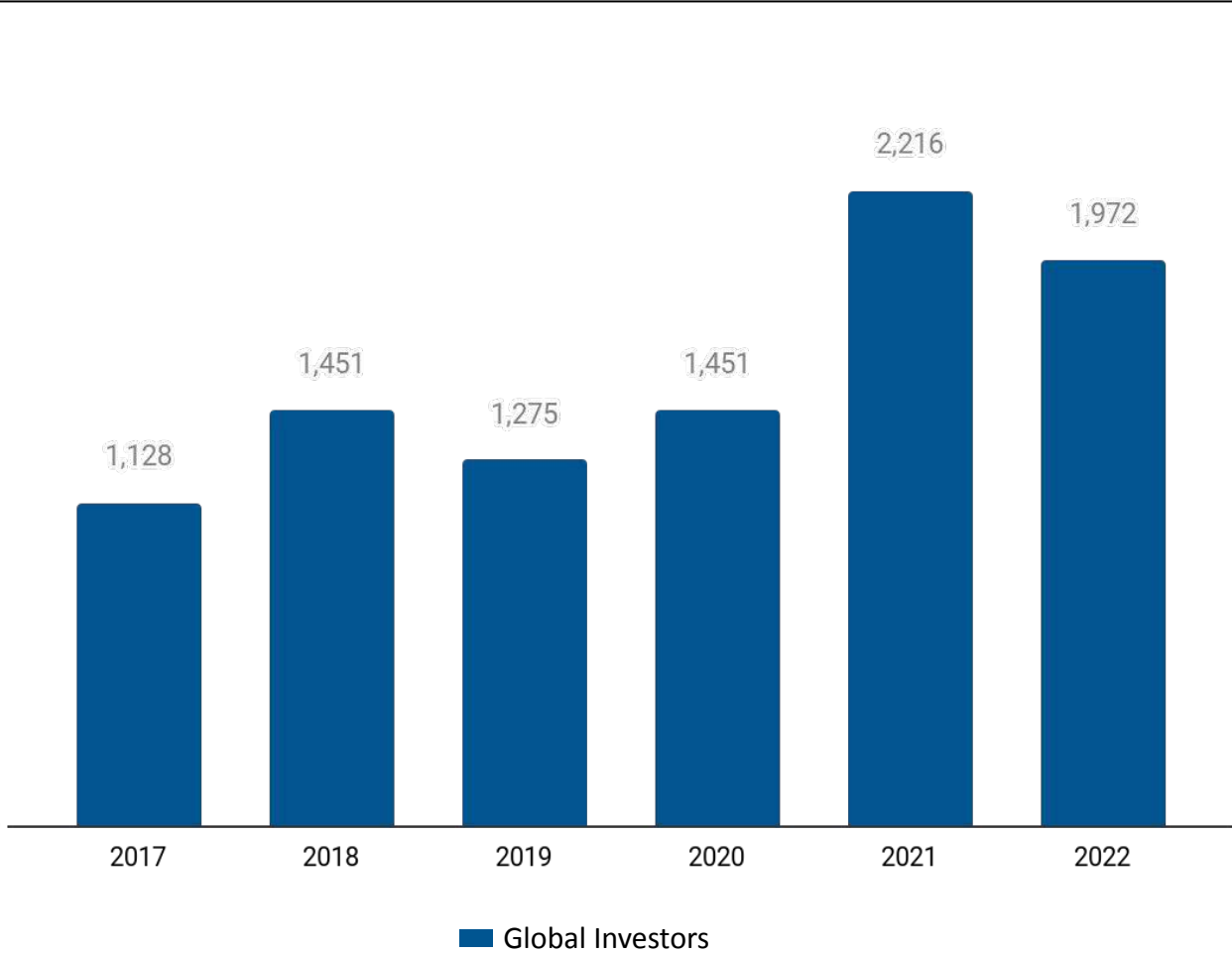
Top Institutional Investors in 2022

Stage	Investor name	# Rounds in 2022
Seed Stage	 Y Combinator	338 (▼3%)
	 Techstars	44 (▼38%)
	 Gaingels	39 (▲5%)
Early Stage	 Andreessen Horowitz	76 (▼18%)
	 Gaingels	74 (▲25%)
	 Insight Partners	64 (▲7%)
Late Stage	 Tiger Global Management	35 (▼69%)
	 Insight Partners	33 (▼61%)
	 SoftBank Vision Fund	33 (▼42%)










Note: First-time investors and Existing Investors are calculated from the available Equity Funding Rounds on Tracxn Platform. 1.The numbers in bracket correspond to the change from previous period.

# Y-o-Y Foreign Investors

Y-o-Y # of unique Global Institutional Investors in US Tech













Top Foreign Institutional Investors in 2022

Stage	Investor name	# Rounds in 2022
Seed Stage	 Alumni Ventures	29 (▲26%)
	 Global Founders Capital	27 (▲29%)
	 Animoca Brands	24 (▲71%)
Early Stage	 Alumni Ventures	32 (▼16%)
	 Index Ventures	12 (▼57%)
	 Samsung NEXT	11 (↔ 0%)
Late Stage	 SoftBank Vision Fund	33 (▼42%)
	 GIC	12 (▼25%)
	 Goldman Sachs Asset Management	12 (▼8%)











Note: International Investors are the investors who are based outside of the Geo mentioned in the report. 1.The numbers in bracket correspond to the change from previous period.

# Most Active Investors: Accelerators & Incubators

#	Investor Name	Country	# Overall investments	# Investments in Geo*	Notable Investments in Geo*
1	 Y Combinator	United States	4082	97	Cruise (\$8.5B), Flexport (\$2.2B), Faire (\$1.7B)
2	 Techstars	United States	3308	56	Ramp (\$670M), Chainalysis (\$537M), Veho (\$300M)
3	 Plug and Play Tech Center	United States	2973	33	Pony.ai (\$1.1B), Project44 (\$913M), AlphaSense (\$525M)
4	 500 Global	United States	2065	28	Ironclad (\$333M), VTS (\$303M), Astronomer (\$300M)
5	 SOSV	Ireland	706	17	Upside Foods (\$612M), MycoWorks (\$188M), Endless West (\$99.6M)
6	 Capital Factory	United States	680	8	ICON (\$451M), MariaDB (\$237M), Data.World (\$132M)
7	 Greentown Labs	United States	357	1	Form Energy (\$808M), Sense (\$195M), Bevi (\$136M)
8	 MassChallenge	United States	2578	0	Turo (\$523M), Strand Therapeutics (\$103M), Cellino (\$100M)
9	 StartX	United States	578	0	Lime (\$1.8B), Freenome (\$1.1B), Branch (\$667M)
10	 SprintUp	India	357	0	Cruise (\$8.5B), Gopuff (\$5.1B), Lacework (\$1.9B)











Note: \*Geo = US Tech. The number in bracket refers to the total funding raised by the company.

# Most Active Investors: VC - Seed

#	Investor Name	Country	# Overall investments	# Investments in Geo*	Notable Investments in Geo*
1	 Gaingels	United States	868	39	Databricks (\$3.6B), Lime (\$1.8B), Ro (\$1.0B)
2	 Soma Capital	United States	456	35	Cruise (\$8.5B), Rippling (\$697M), Ramp (\$670M)
3	 Alumni Ventures	United Kingdom	867	29	Lacework (\$1.9B), Circle (\$840M), GrubMarket (\$767M)
4	 Global Founders Capital	Germany	452	26	SumUp (\$1.6B), TaxBit (\$237M), Spotnana (\$116M)
5	 Andreessen Horowitz	United States	820	25	Fanatics (\$4.8B), Databricks (\$3.6B), Anduril (\$2.3B)
6	 BoxGroup	United States	482	16	Flexport (\$2.2B), Ro (\$1.0B), Harry's (\$791M)
7	 FJ Labs	United States	722	12	Flexport (\$2.2B), Lime (\$1.8B), GrubMarket (\$767M)
8	 SV Angel	United States	714	9	Databricks (\$3.6B), Flexport (\$2.2B), Faire (\$1.7B)
9	 Revolution	United States	317	9	Anduril (\$2.3B), Tempus (\$1.1B), Stord (\$327M)
10	 Right Side Capital Management	United States	1141	2	Trust and Will (\$225M), Novo (\$137M), Bevi (\$136M)











Note: \*Geo = US Tech. The number in bracket refers to the total funding raised by the company.

# Most Active Investors: VC - Early Stage

#	Investor Name	Country	# Overall investments	# Investments in Geo*	Notable Investments in Geo*
1	 Insight Partners	United States	732	64	Fanatics (\$4.8B), Fanatics (\$4.3B), Databricks (\$3.6B)
2	 Tiger Global Management	United States	762	58	JUUL (\$15.1B), Databricks (\$3.6B), Lacework (\$1.9B)
3	 General Catalyst Partners	United States	604	38	Anduril (\$2.3B), Lacework (\$1.9B), SheIn (\$1.0B)
4	 GV	United States	645	36	Flexport (\$2.2B), Lacework (\$1.9B), Lime (\$1.8B)
5	 Lightspeed Venture Partners	United States	781	33	Epic Games (\$4.8B), Anduril (\$2.3B), Faire (\$1.7B)
6	 Sequoia Capital	United States	1698	32	SpaceX (\$10.9B), Faire (\$1.7B), Pony.ai (\$1.1B)
7	 Founders Fund	United States	480	30	SpaceX (\$10.9B), Anduril (\$2.3B), Flexport (\$2.2B)
8	 Khosla Ventures	United States	562	25	View (\$3.7B), Faire (\$1.7B), LanzaTech (\$869M)
9	 New Enterprise Associates	United States	1129	24	Databricks (\$3.6B), SumUp (\$1.6B), TAE Technologies (\$1.2B)
10	 Greycroft	United States	424	17	Pie Insurance (\$625M), Acorns (\$588M), Fetch Rewards (\$580M)

Note: \*Geo = US Tech. The number in bracket refers to the total funding raised by the company.











# Most Active Investors: VC - Late Stage

#	Investor Name	Country	# Overall investments	# Investments in Geo*	Notable Investments in Geo*
1	 SoftBank Vision Fund	United Kingdom	332	33	Cruise (\$8.5B), Gopuff (\$5.1B), Fanatics (\$4.3B)
2	 Iconiq Capital	United States	134	15	Epic Games (\$4.8B), Fireblocks (\$1.0B), 1Password (\$920M)
3	 Sapphire Ventures	United States	185	12	Project44 (\$913M), Highspot (\$654M), Clari (\$510M)
4	 GIC	Singapore	253	11	View (\$3.7B), Databricks (\$3.6B), Lime (\$1.8B)
5	 Bond Capital	United States	97	8	Epic Games (\$4.8B), Checkr (\$680M), Veev (\$600M)
6	 Mirae Asset	South Korea	119	7	SpaceX (\$10.9B), Inceptio Technology (\$678M), Cleerly (\$473M)
7	 DST Global	Russia	168	5	Flexport (\$2.2B), Faire (\$1.7B), SpotOn (\$900M)
8	 TCV	United States	288	5	Devo (\$500M), Miro (\$476M), SeatGeek (\$398M)
9	 DFJ Growth	United States	80	5	SpaceX (\$10.9B), Anduril (\$2.3B), Avant (\$905M)
10	 Greenspring Associates	United States	194	1	TripActions (\$1.3B), Veev (\$600M), Docker (\$530M)

Note: \*Geo = US Tech. The number in bracket refers to the total funding raised by the company.



# Most Active Investors: PE

#	Investor Name	Country	# Overall investments	# Investments in Geo*	Notable Investments in Geo*
1	 Coatue	United States	258	36	SpaceX (\$10.9B), Databricks (\$3.6B), Lacework (\$1.9B)
2	 Valor Equity Partners	United States	218	31	JUUL (\$15.1B), SpaceX (\$10.9B), Gopuff (\$5.1B)
3	 Fidelity Investments	United States	314	26	SpaceX (\$10.9B), Gopuff (\$5.1B), Fanatics (\$4.8B)
4	 Fin Capital	United States	91	24	SumUp (\$1.6B), Circle (\$840M), Figure (\$435M)
5	 StepStone Group	United States	30	18	Eikon (\$668M), Kallyope (\$479M), Blockdaemon (\$468M)
6	 General Atlantic	United States	344	17	Sierra Space (\$1.4B), Fireblocks (\$1.0B), Back Market (\$1.0B)
7	 MCJ Collective	United States	57	16	Crusoe Energy (\$513M), Sense (\$195M), Twelve (\$187M)
8	 Invus	United States	136	14	Neumora (\$612M), Mission Lane (\$582M), TigerConnect (\$426M)
9	 Blackstone	United States	217	13	Fanatics (\$4.8B), SayWeee (\$864M), iCapital (\$670M)
10	 Meritech	United States	183	8	Lime (\$1.8B), Lyra Health (\$915M), Alto (\$592M)

Note: \*Geo = US Tech. The number in bracket refers to the total funding raised by the company.

# Contents

---

Snapshot

---

Investments

---

Investors

---

**Exits**

---

New Unicorns

---

Citywise Trends

---

News

---

Funded Deadpooled Companies

---

Appendix

---



---

Exit Snapshot

---

List of IPOs

---

List of Acquisitions

---

Most Active Acquirers

---

# Exit Snapshot - 2022

## IPOs - 2022 (vs 2021)

 **45** (vs 317)  
# IPOs

 **5.4** (vs 7.1)  
Avg. yrs from first funding to IPO

 **\$119M** (vs \$310M)  
Avg. Funding raised before IPO

 **\$662M** (vs \$2.5B)  
Avg. IPO Mcap

## Acquisitions - 2022 (vs 2021)






 **2054** (vs 2939)  
# Acquisitions

 **7.3** (vs 6.9)  
Avg. yrs from first funding to Acq.

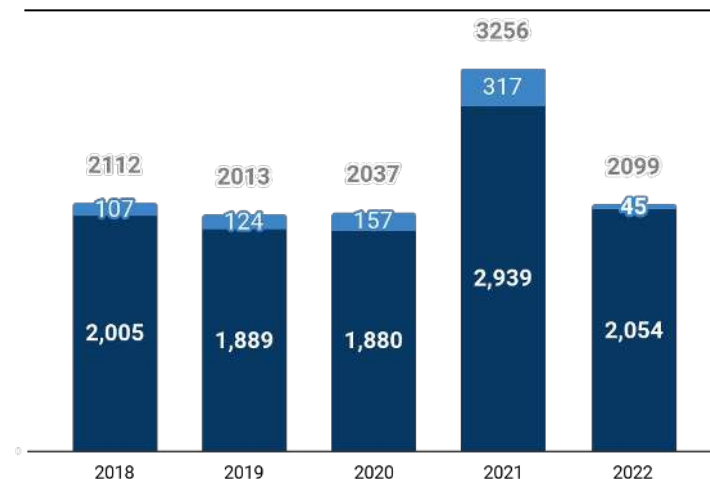
 **\$58.8M** (vs \$41.7M)  
Avg. Funding raised before Acq.

 **\$2.0B** (vs \$933M)  
Avg. Acq. Price

## Top Investors by # Exits







Investor	# Exits	Notable Exit
 Plug and Play Tech Center	37	EV Connect
 Y Combinator	32	BlueCrew
 Alumni Ventures	27	BlockFi
Techstars	25	Brilliant
 SVB	22	Zendesk
 Temasek	6	Forge Global

## Y-o-Y Exit Trends













■ # Acquisitions ■ # IPOs









## Top Exits

Type	Company	Acq. Price/IPO Mcap
Acq.	 VMware (1998, Palo Alto, \$389M)	\$69.0B
	 Activision Blizzard (1991, Santa Monica)	\$69.0B
	 Twitter (2006, San Francisco, \$755M)	\$44.0B
IPO	 Bausch & Lomb (1853, Bridgewater)	\$6.3B
	 NuScale Power (2007, Portland, \$198M)	\$3.1B
	 ADTRAN (1985, Huntsville)	\$1.7B

# List of IPOs (1/2)











Company	Investors	IPO Date	IPO Mcap
 Bausch & Lomb (1853, Bridgewater, \$973K)	RGE, WCAS, Thomas, McNerney.., <a href="#">+3 more</a>	May 2022	\$6B
 NuScale Power (2007, Portland, \$424M)	Doosan Heavy Industri.., <a href="#">+6 more</a>	May 2022	\$3B
 ADTRAN (1985, Huntsville)		Jul 2022	\$2B
 TaTaTu (2009, California City)	Polymath Ventures, BlockTower	Oct 2022	\$2B
 Prime Medicine (2019, Cambridge, \$315M)	Newpath Partners, GV, <a href="#">+9 more</a>	Oct 2022	\$2B
 Credo (2008, San Jose, \$108M)	BlackRock, Walden Inter.., <a href="#">+3 more</a>	Jan 2022	\$1B
 Amylyx Pharmaceuticals (2013, Cambridge, \$187M)	Viking Global Investors, <a href="#">+14 more</a>	Jan 2022	\$1B
 Socionext America (2015, Santa Clara)		Oct 2022	\$839M
 Third Harmonic Bio (2019, Cambridge, \$205M)	General Atlantic, BVF P., <a href="#">+8 more</a>	Sep 2022	\$658M
 CinCor (2018, Cincinnati, \$193M)	General Atlantic, Perce.., <a href="#">+12 more</a>	Jan 2022	\$584M

# List of IPOs (2/2)











Company	Investors	IPO Date	IPO Mcap
 <b>HilleVax</b> (2021, Boston, \$135M)	Frazier Healthcare Pa., <a href="#">+12 more</a>	Apr 2022	\$538M
 <b>Arcellx</b> (2014, Germantown, \$200M)	Samsara BioCapital, <a href="#">+24 more</a>	Feb 2022	\$503M
 <b>Talenthouse</b> (2009, Palo Alto, \$29M)	ProSiebenSat.1 Media, <a href="#">+5 more</a>	Mar 2022	\$427M
 <b>Vigil</b> (2020, Cambridge, \$140M)	Vida Ventures, Northpon., <a href="#">+12 more</a>	Jan 2022	\$396M
 <b>GigaCloud Technology</b> (2014, City Of Industry)		Aug 2022	\$379M
 <b>C5 Acquisition</b> (2021, Washington, DC)		Jan 2022	\$313M
 <b>AN2 Therapeutics</b> (2017, Menlo Park, \$92M)	RA Capital Management, <a href="#">+11 more</a>	Mar 2022	\$281M
 <b>Knightscope</b> (2013, Sunnyvale, \$52M)	Dimension Funding, SVB, <a href="#">+26 more</a>	Jan 2022	\$193M
 <b>Belite Bio</b> (2018, San Diego)	JLABS	Apr 2022	\$145M
 <b>Hour Loop</b> (2013, Redmond)		Jan 2022	\$139M

View all 45 companies on [Tracxn Platform](#)

# List of Acquisitions (1/2)

Company	Acquirer(s)	Acq. Date	Acq. Price
 VMware (1998, Palo Alto, \$389M)	Broadcom	May 2022	\$69B
 Activision Blizzard (1991, Santa Monica)	Microsoft	Jan 2022	\$69B
 Twitter (2006, San Francisco, \$755M)	Elon Musk	Oct 2022	\$44B
 Figma (2012, San Francisco, \$333M)	Adobe	Sep 2022	\$20B
 Abiomed (1981, Danvers)	Johnson & Johnson	Nov 2022	\$17B
 Citrix (1989, Fort Lauderdale)	, Vista Equity Partners	Jan 2022	\$17B
 Nielsen (1922, New York City)	Brookfield Asset Management	Mar 2022	\$16B
 Zynga (2007, San Francisco, \$521M)	Take-Two Interactive	Jan 2022	\$13B
 Biohaven Pharmaceutical (2014, New Haven, \$84M)	Pfizer	May 2022	\$12B
 Anaplan (2006, San Francisco, \$300M)	Thoma Bravo	Mar 2022	\$11B

# List of Acquisitions (2/2)

Company	Acquirer(s)	Acq. Date	Acq. Price
 <b>Zendesk</b> (2007, San Francisco, \$86M)	Permira, Hellman & Friedman	Jun 2022	\$10B
 <b>Summit Health</b> (2000, New Providence)	VillageMD	Nov 2022	\$9B
 <b>Avalara</b> (2004, Seattle, \$349M)	Vista Equity Partners	Aug 2022	\$8B
 <b>CDK Global</b> (1972, Hoffman Estates)	Brookfield Asset Management	Apr 2022	\$8B
 <b>Signify Health</b> (2009, Dallas)	CVS Health	Sep 2022	\$8B
 <b>Change Healthcare</b> (2007, Nashville, \$36M)	UnitedHealth Group	Oct 2022	\$8B
 <b>Insurance Auto Auctions</b> (1982, Westchester)	Ritchie Bros. Auctioneers	Nov 2022	\$7B
 <b>SailPoint</b> (2005, Austin, \$27M)	Thoma Bravo	Apr 2022	\$7B
 <b>Datto</b> (2007, Norwalk, \$100M)	Kaseya	Apr 2022	\$6B
 <b>LeasePlan</b> (1963, Alpharetta)	ALD Automotive	Jan 2022	\$6B

View all 2054 companies on [Tracxn Platform](#)



# Most Active Acquirers

#	Acquirer	Country	# Acq.	Average Acq. Price	Companies Acquired
1	 Thoma Bravo	United States	6	\$4.0B	Anaplan (\$10.7B), SailPoint (\$6.9B), Ping Identity (\$2.8B), ForgeRock (\$2.3B) <a href="#">+2 more</a>
2	 Google	United States	5	\$1.2B	Mandiant (\$5.4B), Siemplify (\$500M), Sound Life Sciences, MobileEdgeX <a href="#">+1 more</a>
3	 Walmart	United States	5	-	Symbotic, MemoMi, Alert Innovation, VOLT Systems <a href="#">+1 more</a>
4	 FANDOM	United States	5	-	TV Guide, GameSpot, Metacritic, Cord Cutters News <a href="#">+1 more</a>
5	 TA Associates Management	United States	4	-	Kofax, TouchTunes, Stonewall Kitchen, Green Street
6	 GrubMarket	United States	4	-	Vega Produce, GSS, Rainfield, Spring Valley Fruits
7	 Vista Equity Partners	United States	3	\$9.8B	Citrix (\$16.5B), Avalara (\$8.4B), KnowBe4 (\$4.6B)
8	 Adobe	United States	3	\$6.7B	Figma (\$20.0B), Abstract, The Hustle
9	 Pfizer	United States	3	\$5.7B	Biohaven Pharmaceutical (\$11.6B), GBT (\$5.4B), Biohaven
10	 Shopify	Canada	3	\$700M	Deliverr (\$2.1B), Dovetale, Remix

Note: Numbers in bracket indicate the Acquisition Price of the company.

# Contents

---

Snapshot

---

Investments

---

Investors

---

Exits

---

**New Unicorns**

---

Citywise Trends

---

News

---

Funded Deadpooled Companies

---

Appendix

---



---

Unicorn Trends

---

List of New Unicorns

---


List of New Soonicorns

---

# Unicorn Trends in 2022


## US Tech - 2022 (vs 2021)

 **131** (vs 296)  
# Total Unicorns

 **5** (vs 4.4)  
Avg Years from Series A to Unicorn Round


 **\$142M** (vs \$132M)  
Avg \$ Funding before Unicorn Round

 **4.1** (vs 4.3)  
Avg # Funding Rounds before Unicorn Round


 **8.5** (vs 7.9)  
Avg Institutional Investors before Unicorn Round


## Global - 2022

 **1165**  
# Total Unicorns






 **4.4**  
Avg Years from Series A to Unicorn Round

 **\$170M**  
Avg \$ Funding before Unicorn Round

 **4.4**  
Avg # Funding Rounds before Unicorn Round






 **7.8**  
Avg Institutional Investors before Unicorn Round

### Top Seed Stage Investors

-  Y Combinator
-  New Enterprise Associates
-  Foundation Capital
-  General Catalyst Partners
-  Sequoia Capital






[+ 472 more](#)

### Top Early Stage Investors

-  Sequoia Capital
-  Andreessen Horowitz
-  General Catalyst Partners
-  Accel
-  Y Combinator

[+ 1494 more](#)

### Top Late Stage Investors

-  Andreessen Horowitz
-  Insight Partners
-  Sequoia Capital
-  SoftBank Vision Fund
-  Accel









[+ 1780 more](#)

### Top Cities

- San Francisco (30)
- New York City (26)
- Palo Alto (8)
- Boston (5)
- Seattle (5)









Note: Investors refers to Institutional Investors only. Top Investors are calculated based on investments before the Unicorn Round.

# List of New Unicorns (1/17)

Company	Short Description	Unicorn Event Date	Time from Series A (yrs) <sup>1</sup>	\$Funding before Unicorn Round <sup>2</sup>	# Rounds <sup>2</sup>	# Investors <sup>2</sup>
 <b>Bilt Rewards</b> (2021, New York City, \$210M)	SaaS-driven reward-based rental management solution for residential properties	Oct 2022	-	\$60M	1	13
 <b>Jasper</b> (2021, Austin, \$143M)	Provider of an AI and SaaS-based platform for content creation	Oct 2022	-	\$2M	1	3
 <b>DispatchHealth</b> (2013, Denver, \$700M)	Provider of on-demand physician visits at home	Oct 2022	5.8	\$208M	5	7
 <b>Uniswap</b> (2018, New York City, \$176M)	Decentralized exchange platform for cryptocurrency	Oct 2022	2.3	\$11M	2	6
 <b>Equashield</b> (2009, New York City, \$300M)	Developer of FDA cleared closed system transfer devices	Oct 2022	-	-	0	0
 <b>Wasabi</b> (2017, Boston, \$414M)	Cloud based platform offering object storage for enterprises	Sep 2022	5.8	\$313M	10	8
 <b>Goat</b> (2015, Los Angeles, \$13M)	App-based marketplace offering multi-category second-hand fashion products	Sep 2022	10.4	\$13M	2	3
 <b>Swiftly</b> (2017, Seattle, \$216M)	Provider of digital platform for brick and mortar retail	Sep 2022	-	\$116M	2	9









1 - Time taken from First funding to the Unicorn Event Date. 2 - Before Unicorn Round

# List of New Unicorns (2/17)

Company	Short Description	Unicorn Event Date	Time from Series A (yrs) <sup>1</sup>	\$Funding before Unicorn Round <sup>2</sup>	# Rounds <sup>2</sup>	# Investors <sup>2</sup>
 <b>SeatGeek</b> (2009, New York City, \$398M)	Ticket search and comparison engine	Aug 2022	11.8	\$159M	9	17
 <b>GI Alliance</b> (2018, Southlake, -)	Provides practice management platform for gastroenterologists	Aug 2022	-	-	0	0
 <b>Incredible Health</b> (2017, San Francisco, \$95M)	Online job board platform for healthcare nurse jobs	Aug 2022	2.9	\$15M	1	4
 <b>Unstoppable Domains</b> (2018, Las Vegas, \$70M)	NFT domains on the blockchain	Jul 2022	3.2	\$70M	3	19
 <b>Exterro</b> (2004, Portland, \$100M)	Platform offering e-discovery software	Jul 2022	15.5	\$100M	2	1
 <b>ClassDojo</b> (2011, San Francisco, \$221M)	Classroom behaviour feedback platform used by teachers and students	Jul 2022	8.4	\$96M	7	16
 <b>SingleStore</b> (2011, San Francisco, \$558M)	Provider of AI and cloud-based data science platform	Jul 2022	10.1	\$366M	11	21
 <b>Tebra</b> (2004, Corona Del Mar, \$72M)	Cloud-based practice management tool for providers	Jul 2022	-	-	0	0









1 - Time taken from First funding to the Unicorn Event Date. 2 - Before Unicorn Round

# List of New Unicorns (3/17)

Company	Short Description	Unicorn Event Date	Time from Series A (yrs) <sup>1</sup>	\$Funding before Unicorn Round <sup>2</sup>	# Rounds <sup>2</sup>	# Investors <sup>2</sup>
 Flexe (2013, Seattle, \$330M)	Offers a platform providing end-to-end delivery services	Jul 2022	6.0	\$210M	5	8
 Xpansiv (2016, San Francisco, \$575M)	Offsets and renewable energy marketplace	Jul 2022	3.5	\$175M	5	12
 Visby Medical (2010, San Jose, \$331M)	Developer of diagnostic products to detect infectious diseases	Jul 2022	-	\$344M	8	10
 Flexiv (2016, Santa Clara, \$122M)	Developing multi tasking robots for industrial applications and other applications	Jun 2022	3.5	\$122M	3	9
 Pave (2012, San Francisco, \$175M)	Cloud-based platform for payroll management	Jun 2022	9.7	\$375M	6	9
 Front (2013, San Francisco, \$204M)	Provider of customer communication and experience management platform	Jun 2022	6.1	\$138M	5	11
 Electrify America (2016, Auburn Hills, \$450M)	Provider of electric vehicle charging solutions	Jun 2022	-	-	0	0
 Magic Eden (2021, Mountain View, \$157M)	Online marketplace for non-fungible tokens	Jun 2022	0.3	\$27M	1	7

1 - Time taken from First funding to the Unicorn Event Date. 2 - Before Unicorn Round









# List of New Unicorns (4/17)

Company	Short Description	Unicorn Event Date	Time from Series A (yrs) <sup>1</sup>	\$Funding before Unicorn Round <sup>2</sup>	# Rounds <sup>2</sup>	# Investors <sup>2</sup>
 <b>AirSlate</b> (2008, Brookline, \$185M)	No-code business process automation platform	Jun 2022	2.9	\$142M	4	6
 <b>AlphaSense</b> (2008, San Francisco, \$525M)	Cloud-based financial and company search engine	Jun 2022	6.3	\$269M	6	14
 <b>DataStax</b> (2010, Santa Clara, \$305M)	Cloud based database platform built on multi model Apache Cassandra	Jun 2022	11.6	\$305M	7	18
 <b>Turntide</b> (2004, Sunnyvale, \$524M)	Provider of smart energy management solutions	Jun 2022	4.6	\$444M	7	13
 <b>Wonder</b> (2016, Venice, \$360M)	Online platform offering food order and delivery	Jun 2022	5.0	\$10M	5	9
 <b>Invoca</b> (2007, Santa Barbara, \$202M)	AI-based platform providing solutions for conversational analytics	Jun 2022	13.0	\$119M	8	8
 <b>Branch</b> (2017, Columbus, \$230M)	Auto and home insurance brokerage firm	Jun 2022	3.4	\$83M	4	11
 <b>Backbase</b> (2003, New York City, \$129M)	Banking software suite for banks and financial institutions	Jun 2022	-	-	0	0

1 - Time taken from First funding to the Unicorn Event Date. 2 - Before Unicorn Round











# List of New Unicorns (5/17)

Company	Short Description	Unicorn Event Date	Time from Series A (yrs) <sup>1</sup>	\$Funding before Unicorn Round <sup>2</sup>	# Rounds <sup>2</sup>	# Investors <sup>2</sup>
 Vanta (2016, San Francisco, \$203M)	Provider of automated compliance solutions	Jun 2022	1.1	\$53M	2	2
 Immuta (2015, Boston, \$267M)	Provider of cloud native data governance platform	Jun 2022	5.7	\$163M	6	17
 Addepar (2009, Mountain View, \$529M)	Wealth management solutions for advisors	May 2022	10.6	\$529M	6	13
 GoMotive (2011, Seattle, \$567M)	Provider of AI-enabled applications for business management	May 2022	-	-	1	0
 Clear Street (2018, New York City, \$165M)	Trade life cycle management platform for brokerages	May 2022	-	\$165M	1	7
 Zip (2009, San Francisco, \$81M)	Cloud based approval management software provider	May 2022	-	-	0	0
 Monte Carlo (2019, San Francisco, \$236M)	Provider of data observability solutions	May 2022	1.7	\$236M	4	8
 TransferMate (2008, Chicago, \$130M)	International B2B payments and receivables transactions	May 2022	4.5	\$60M	2	2









1 - Time taken from First funding to the Unicorn Event Date. 2 - Before Unicorn Round

# List of New Unicorns (6/17)

Company	Short Description	Unicorn Event Date	Time from Series A (yrs) <sup>1</sup>	\$Funding before Unicorn Round <sup>2</sup>	# Rounds <sup>2</sup>	# Investors <sup>2</sup>
 <b>Caribou</b> (2016, Washington, DC, \$190M)	Online comparison platform for auto insurance	May 2022	-	\$50M	1	1
 <b>Glean</b> (2019, Palo Alto, \$100M)	Cloud-based platform for enterprise search	May 2022	-	-	1	3
 <b>Imply</b> (2015, San Francisco, \$215M)	Open Source Platform for Exploratory Analytics	May 2022	4.2	\$115M	4	5
 <b>Unit</b> (2019, San Francisco, \$170M)	Open banking API solution	May 2022	1.4	\$70M	3	7
 <b>Material</b> (2016, Redwood City, \$166M)	E-mail security solutions provider	May 2022	1.9	\$62M	2	2
 <b>Abnormal Security</b> (2018, San Francisco, \$285M)	Cloud-based email security solution	May 2022	2.5	\$74M	3	2
 <b>Mashgin</b> (2013, Palo Alto, \$75M)	Provider of computer-vision based self-checkout solutions for offline retailers	May 2022	-	\$120K	1	1
 <b>Teleport</b> (2015, Oakland, \$169M)	Provider of cloud-based open-source software for access to computing resources	May 2022	2.5	\$55M	3	3









1 - Time taken from First funding to the Unicorn Event Date. 2 - Before Unicorn Round

# List of New Unicorns (7/17)

Company	Short Description	Unicorn Event Date	Time from Series A (yrs) <sup>1</sup>	\$Funding before Unicorn Round <sup>2</sup>	# Rounds <sup>2</sup>	# Investors <sup>2</sup>
 Biofourmis (2015, Boston, \$465M)	Provider of remote monitoring platforms	Apr 2022	4.4	\$441M	5	12
 Upside (2015, Washington, DC, \$250M)	Business travel booking platform for business travels	Apr 2022	-	\$185M	4	5
 Divergent (2015, Gardena, \$248M)	A platform for designing and manufacturing complex structures using 3D printing	Apr 2022	5.6	\$88M	3	3
 CertiK (2018, New York City, \$290M)	Blockchain-based cyber risk and vulnerability assessment solutions	Apr 2022	-	\$205M	3	15
 iSpot.tv (2012, Seattle, \$393M)	Platform offering campaign analytics software	Apr 2022	8.5	\$58M	4	3
 Upside Foods (2015, Berkeley, \$611M)	Platform offering cell-cultivated animal meats	Apr 2022	4.7	\$211M	5	19
 NexHealth (2015, San Francisco, \$177M)	Provider of doctor's offices and hospitals appointment booking solutions	Apr 2022	2.6	\$52M	5	4
 Crusoe Energy (2018, Denver, \$513M)	Provider of AI and cloud-based flaring solutions for the oil and gas industry	Apr 2022	2.4	\$203M	4	14









1 - Time taken from First funding to the Unicorn Event Date. 2 - Before Unicorn Round

# List of New Unicorns (8/17)

Company	Short Description	Unicorn Event Date	Time from Series A (yrs) <sup>1</sup>	\$Funding before Unicorn Round <sup>2</sup>	# Rounds <sup>2</sup>	# Investors <sup>2</sup>
 Oyster (2019, Wilmington, \$227M)	Cloud-based remote employee HR and hiring platform	Apr 2022	1.2	\$74M	4	8
 AVA (2018, Brooklyn, \$368M)	Blockchain-based public network for the financial industry	Apr 2022	1.9	\$18M	2	2
 Salsify (2012, Boston, \$453M)	Product content management and syndication platform for businesses	Apr 2022	8.6	\$253M	5	14
 Genies (2013, Hollywood, \$264M)	Provider of a mobile application and SDK to create 3D avatars	Apr 2022	6.9	\$114M	11	30
 Pax8 (2012, Greenwood Village, \$342M)	Provider of cloud marketplace	Apr 2022	8.1	\$160M	7	4
 Viz.ai (2016, San Francisco, \$252M)	Provider of AI and cloud-powered care coordination software for stroke	Apr 2022	3.7	\$152M	5	13
 NordVPN (2014, New York City, \$100M)	Provider of encryption based VPN for secure and anonymous internet activity	Apr 2022	-	-	0	0
 BostonGene (2015, Waltham, \$200M)	Developer of cloud-based information and analytics platform to treat cancer	Apr 2022	3.0	\$50M	1	1









1 - Time taken from First funding to the Unicorn Event Date. 2 - Before Unicorn Round

# List of New Unicorns (9/17)

Company	Short Description	Unicorn Event Date	Time from Series A (yrs) <sup>1</sup>	\$Funding before Unicorn Round <sup>2</sup>	# Rounds <sup>2</sup>	# Investors <sup>2</sup>
 <b>Binance.US</b> (2019, San Francisco, \$200M)	App-based trading platform for cryptocurrency	Apr 2022	-	-	0	0
 <b>IntelyCare</b> (2014, Quincy, \$174M)	Online contract workforce recruitment platform for nurses	Apr 2022	3.4	\$59M	4	6
 <b>Boba</b> (2020, Palo Alto, \$45M)	Blockchain-based network for Ethereum	Apr 2022	-	-	0	0
 <b>Clarify</b> (2015, San Francisco, \$406M)	Population Health Management platform	Apr 2022	5.5	\$240M	8	7
 <b>Chief</b> (2019, New York City, \$150M)	Subscription-based social platform for professional women	Mar 2022	2.8	\$40M	3	12
 <b>Cross River</b> (2008, Fort Lee, \$848M)	Provider of an open banking API	Mar 2022	5.4	\$334M	4	8
 <b>Electric</b> (2016, New York City, \$211M)	Develops a chatbot based IT troubleshooting system for enterprises	Mar 2022	4.0	\$188M	7	11
 <b>ConcertAI</b> (2018, Cambridge, \$300M)	Provider of AI-based platform for oncology data for research purposes	Mar 2022	-	\$150M	1	4









1 - Time taken from First funding to the Unicorn Event Date. 2 - Before Unicorn Round

# List of New Unicorns (10/17)

Company	Short Description	Unicorn Event Date	Time from Series A (yrs) <sup>1</sup>	\$Funding before Unicorn Round <sup>2</sup>	# Rounds <sup>2</sup>	# Investors <sup>2</sup>
 Tarana (2009, Milpitas, \$376M)	Non-line-of-sight wireless transport solutions	Mar 2022	10.9	\$206M	6	5
 Capitolis (2016, New York City, \$282M)	Offers trade management solutions for investors	Mar 2022	4.0	\$172M	7	10
 Jeeves (2019, New York City, \$380M)	Corporate cards for global startups	Mar 2022	0.8	\$188M	5	13
 CommerceIQ (2012, Palo Alto, \$196M)	Provider of software suite solutions for e-commerce businesses	Mar 2022	7.7	\$81M	3	4
 Glia (2011, New York City, \$152M)	Provider of cloud-based omnichannel customer service platform for financial enterprises	Mar 2022	5.0	\$100M	3	6
 Cresta (2017, San Francisco, \$166M)	Real time AI guidance for contact center agents	Mar 2022	-	\$151M	4	12
 SiFive (2015, San Mateo, \$366M)	Provider of AI-based IP cores for system-on-chips	Mar 2022	6.6	\$191M	5	16
 Optimism (2019, New York City, \$175M)	Blockchain-based platform for optimistic rollup and executing smart contracts	Mar 2022	1.1	\$25M	1	1









1 - Time taken from First funding to the Unicorn Event Date. 2 - Before Unicorn Round

# List of New Unicorns (11/17)

Company	Short Description	Unicorn Event Date	Time from Series A (yrs) <sup>1</sup>	\$Funding before Unicorn Round <sup>2</sup>	# Rounds <sup>2</sup>	# Investors <sup>2</sup>
 Amagi (2008, New York City, \$341M)	Platform offering CTV ad insertion software	Mar 2022	10.6	\$164M	7	7
 Aptos (2021, Palo Alto, \$350M)	Provider of layer 1 blockchain for web 3 applications	Mar 2022	-	-	0	0
 Gauntlet (2018, New York City, \$45M)	Blockchain based simulation platform	Mar 2022	1.5	\$21M	3	5
 Roofstock (2015, Oakland, \$373M)	Marketplace for real estate investment	Mar 2022	6.6	\$133M	7	16
 Emplifi (2021, New York City, -)	Cloud based platform offering social media management solutions	Mar 2022	-	-	0	0
 Kindbody (2018, New York City, \$176M)	Provider of onsite care solutions for women employees	Mar 2022	2.4	\$125M	5	15
 Fabric (2017, Bellevue, \$293M)	Platform offering headless solution for online businesses	Feb 2022	1.0	\$153M	3	7
 BloomReach (2009, Mountain View, \$422M)	Customer analytics and site optimization machine intelligence platform	Feb 2022	13.1	\$247M	5	7

1 - Time taken from First funding to the Unicorn Event Date. 2 - Before Unicorn Round









# List of New Unicorns (12/17)

Company	Short Description	Unicorn Event Date	Time from Series A (yrs) <sup>1</sup>	\$Funding before Unicorn Round <sup>2</sup>	# Rounds <sup>2</sup>	# Investors <sup>2</sup>
 Omada Health (2011, San Francisco, \$450M)	Provider of mobile app for behaviour change to prevent chronic diseases	Feb 2022	8.9	\$258M	10	27
 Beyond Identity (2020, New York City, \$205M)	Cloud based passwordless authentication solutions provider	Feb 2022	1.9	\$105M	2	3
 Timescale (2016, New York City, \$181M)	Provider of an open source time series SQL database	Feb 2022	4.1	\$67M	3	5
 Helium (2006, San Francisco, \$370M)	Hardware mining solutions for cryptocurrency	Feb 2022	7.4	\$180M	7	13
 Spotter (2019, Los Angeles, \$255M)	Online lending platform for content creators	Feb 2022	2.4	\$31M	2	0
 Temporal (2018, Seattle, \$129M)	Platform offering open source microservices orchestration solutions	Feb 2022	1.3	\$26M	2	3
 Uniphore (2008, Palo Alto, \$645M)	AI and cloud-based platform offering conversational service automation solutions	Feb 2022	6.8	\$262M	11	31
 Epirus (2018, Los Angeles, \$289M)	Provider of AI-powered counter UAV systems	Feb 2022	2.3	\$87M	2	6

1 - Time taken from First funding to the Unicorn Event Date. 2 - Before Unicorn Round











# List of New Unicorns (13/17)

Company	Short Description	Unicorn Event Date	Time from Series A (yrs) <sup>1</sup>	\$Funding before Unicorn Round <sup>2</sup>	# Rounds <sup>2</sup>	# Investors <sup>2</sup>
 <b>Securonix</b> (2007, Addison, \$1B)	Security analytics and event management solutions	Feb 2022	4.7	\$65M	4	4
 <b>Salt Security</b> (2016, Palo Alto, \$281M)	API threat protection solution provider	Feb 2022	3.4	\$141M	6	7
 <b>Watershed</b> (2019, San Francisco, \$70M)	Online platform to calculate and offset carbon footprint	Feb 2022	1.0	-	1	2
 <b>Happy Money</b> (2009, Torrance, \$195M)	Financial planning & advisory platform	Feb 2022	10.1	\$142M	11	6
 <b>Productboard</b> (2014, Oakland, \$262M)	Cloud based platform offering product management software	Feb 2022	3.6	\$136M	6	8
 <b>Wayflyer</b> (2014, Brooklyn, \$236M)	Revenue-based financing platform for eCommerce brands	Feb 2022	0.7	\$86M	2	4
 <b>Loadsmart</b> (2014, New York City, \$336M)	Online marketplace for booking trucking services	Feb 2022	7.1	\$144M	5	9
 <b>Athelas</b> (2016, Mountain View, \$136M)	Provider of smart solutions for monitoring heart rate, weight, and blood pressure	Jan 2022	-	\$50K	1	3









1 - Time taken from First funding to the Unicorn Event Date. 2 - Before Unicorn Round

# List of New Unicorns (14/17)

Company	Short Description	Unicorn Event Date	Time from Series A (yrs) <sup>1</sup>	\$Funding before Unicorn Round <sup>2</sup>	# Rounds <sup>2</sup>	# Investors <sup>2</sup>
 Phantom (2021, San Francisco, \$118M)	App-based hot wallet for cryptocurrency and NFT	Jan 2022	0.6	\$9M	1	10
 Domestika (2010, Berkeley, \$130M)	Creative skills learning platform for professionals	Jan 2022	-	\$20M	1	1
 Esusu (2018, New York City, \$145M)	Developer of a credit score management platform	Jan 2022	0.5	\$15M	4	14
 Alto (2015, San Francisco, \$592M)	Online platform for medicine delivery	Jan 2022	-	\$392M	5	14
 CoinTracker (2017, San Francisco, \$102M)	App-based portfolio management solution for cryptocurrency	Jan 2022	-	\$2M	1	4
 Savage X Fenty (2018, El Segundo, \$310M)	Internet first brand of innerwear for men and women	Jan 2022	-	\$165M	2	4
 Minio (2014, Palo Alto, \$126M)	Platform offering object storage solutions	Jan 2022	4.4	\$23M	2	6
 CaptivateIQ (2017, San Francisco, \$165M)	Platform offering sales incentive management software	Jan 2022	1.7	\$59M	4	6









1 - Time taken from First funding to the Unicorn Event Date. 2 - Before Unicorn Round

# List of New Unicorns (15/17)

Company	Short Description	Unicorn Event Date	Time from Series A (yrs) <sup>1</sup>	\$Funding before Unicorn Round <sup>2</sup>	# Rounds <sup>2</sup>	# Investors <sup>2</sup>
 FTX US (2019, Berkeley, \$400M)	App-based regular trading solutions for cryptocurrency	Jan 2022	-	-	0	0
 SparkCognition (2013, Austin, \$300M)	AI based platform offering predictive analytics solution	Jan 2022	-	\$163M	5	15
 Globalization Partners (2012, Boston, \$350M)	AI-based hiring platform for taxable & legal purpose enterprises	Jan 2022	-	\$150M	1	3
 Route (2018, Lehi, \$340M)	Offers solutions for tracking e-commerce packages	Jan 2022	-	\$12M	1	3
 Island (2021, Dallas, \$270M)	Provider of an open-source enterprise browser	Jan 2022	-	-	0	0
 iTrustCapital (2017, Encino, \$131M)	App-based regular trading platform for cryptocurrency	Jan 2022	-	-	0	0
 Ironclad (2014, San Francisco, \$333M)	Platform offering contract lifecycle management software	Jan 2022	4.5	\$181M	5	7
 Lukka (2014, New York City, \$209M)	Audit and compliance solutions for the crypto ecosystem	Jan 2022	4.1	\$99M	6	8




1 - Time taken from First funding to the Unicorn Event Date. 2 - Before Unicorn Round

# List of New Unicorns (16/17)

Company	Short Description	Unicorn Event Date	Time from Series A (yrs) <sup>1</sup>	\$Funding before Unicorn Round <sup>2</sup>	# Rounds <sup>2</sup>	# Investors <sup>2</sup>
 <b>BigPanda</b> (2012, Mountain View, \$340M)	Cloud based IT incident management software provider	Jan 2022	7.2	\$101M	5	7
 <b>Placer</b> (2013, Los Altos, \$193M)	Data analysis and dashboarding software for retail industries	Jan 2022	3.2	\$66M	4	8
 <b>SeekOut</b> (2017, Redmond, \$186M)	AI-based recruitment software for enterprises	Jan 2022	3.0	\$71M	2	3
 <b>INXEPTION</b> (2017, San Francisco, \$337M)	Provider of blockchain-based e-commerce platform	Jan 2022	-	\$62M	2	2
 <b>CAIS</b> (2009, New York City, \$619M)	Financial planning and advisory solutions for wealth managers	Jan 2022	10.9	\$69M	4	2
 <b>Envoy</b> (2013, San Francisco, \$171M)	SaaS-driven office management solutions for facility managers	Jan 2022	6.6	\$80M	4	3
 <b>Transcarent</b> (2018, San Francisco, \$298M)	Provider of employee healthcare services	Jan 2022	-	-	0	0
 <b>Freenome</b> (2014, San Francisco, \$1B)	Provider of deep learning platform for detecting circulating cancer-related markers	Jan 2022	4.4	\$808M	6	44

1 - Time taken from First funding to the Unicorn Event Date. 2 - Before Unicorn Round











# List of New Unicorns (17/17)











Company	Short Description	Unicorn Event Date	Time from Series A (yrs) <sup>1</sup>	\$Funding before Unicorn Round <sup>2</sup>	# Rounds <sup>2</sup>	# Investors <sup>2</sup>
 IL Makiage (2018, New York City, \$130M)	Internet first brand offering makeup products based on personal recommendation	Jan 2022	4.6	-	1	1
 Eikon (2019, Hayward, \$668M)	Protein tracking and measuring tool for drug discovery	Jan 2022	0.7	\$148M	1	4
 Fractal (2000, New York City, \$685M)	Provider of software & AI development, data analytics, and other services	Jan 2022	8.5	\$325M	4	4











Full List of 131 unicorn is available on [Tracxn Platform](#)

1 - Time taken from First funding to the Unicorn Event Date. 2 - Before Unicorn Round

# Soonicorn Club - List of New Soonicorns

Company	Tracxn Score
 BirdEye (2012, Sunnyvale, \$93.0M)	71.7
 Twingate (2019, Redwood C., \$67.0M)	71.2
 Cambly (2012, San Franc., \$60.3M)	70.4
 Lunchbox (2019, New York .., \$72.1M)	70.1
 Owl Labs (2014, Somerville, \$51.0M)	69.9
 Housecall Pro (2013, San Diego, \$148M)	69.8
 Possible Finance (2017, Seattle, \$49.6M)	69.3
 Airmeet (2019, Lewes, \$50.0M)	68.8
 Clockwise (2016, San Franc., \$76.0M)	68.6
 Elation Health (2010, San Franc., \$109M)	68.5

Company	Tracxn Score
 Empower (2016, San Franc., \$175M)	68.1
 Velocity Global (2014, Denver, \$500M)	68.1
 LambdaTest (2017, San Franc., \$70.4M)	68.0
 Obsidian Security (2017, Newport B., \$120M)	68.0
 Apollo (2015, Californi., \$150M)	67.9
 Osso VR (2016, San Franc., \$109M)	67.7
 HqO (2018, Boston, \$107M)	67.5
 AiDash (2019, Santa Clara, \$43.0M)	67.4
 Therabody (2018, Los Angeles, \$165M)	67.2
 Carbon Direct (2019, New York .., \$60.8M)	67.0

Company	Tracxn Score
 Qventus (2011, Los Altos, \$83.0M)	67.0
 Connecteam (2014, New York .., \$160M)	66.9
 Ascend (2015, Palo Alto, \$54.0M)	66.9
 Messari (2018, New York .., \$61.0M)	66.9
 Seclore (2008, Milpitas, \$62.8M)	66.5
 AssemblyAI (2017, San Franc., \$58.1M)	66.5
 Qure.ai (2016, New York .., \$59.9M)	66.4
 Hint Health (2013, San Franc., \$60.5M)	66.2
 Brightside (2017, San Franc., \$75.0M)	66.2
 Tidelift (2017, Boston, \$73.5M)	66.2

View all 503 companies on [Tracxn Platform](#)

Note: A Soonicorn is a company which is likely to achieve US \$1 billion valuation in the short to medium term. Tracxn Score is a proprietary score based on various market signals reflecting the company's size, execution and growth.

# Contents

---

Snapshot

---

Investments

---

Investors

---

Exits

---

New Unicorns

---

**Citywise Trends**

---

News

---

Funded Deadpooled Companies

---

Appendix

---



---

Cities by Total Funding

---

Cities by Funding raised in last 2y

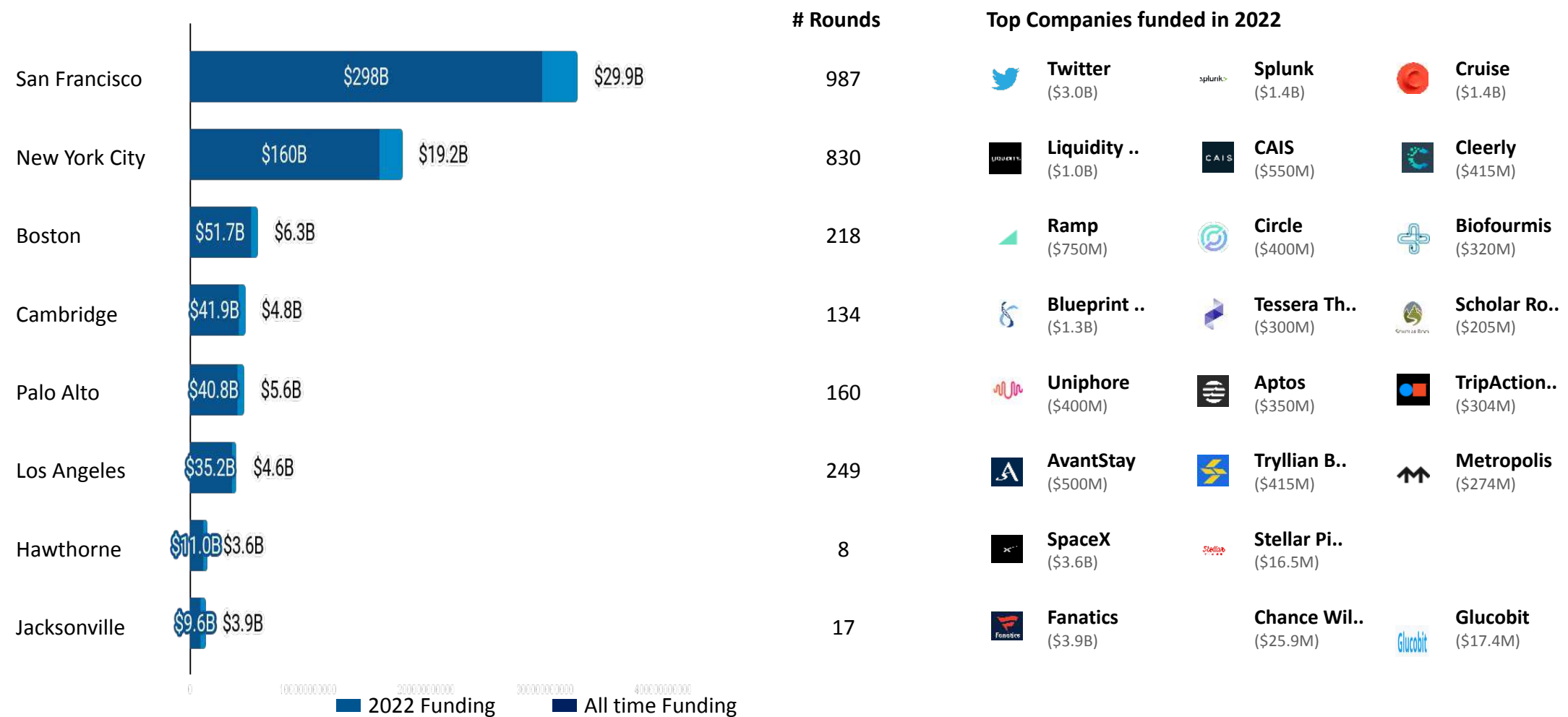
---

Cities by Companies Founded in last 2y

---

# Citywise Trends - Total Funding






























Distribution by Cities - Total Funding (\$)













































# Citywise Trends - Funding raised in last 2y

## Funding raised in 2 Yrs (Market Share %)

Rank	City	2022		2021		Top Funded Companies in 2022		
		#	%	#	%			
1	San Francisco	\$29.9B	18 %	\$65.4B	22 %	 Twitter (\$3.0B)	 Splunk (\$1.4B)	 Cruise (\$1.4B)
2	New York City	\$19.2B	11 %	\$38.2B	13 %	 Liquidity .. (\$1.0B)	 CAIS (\$550M)	 Clearly (\$415M)
3	Boston	\$6.3B	4 %	\$11.8B	4 %	 Ramp (\$750M)	 Circle (\$400M)	 Biofourmis (\$320M)
4	Palo Alto	\$5.6B	3 %	\$7.5B	3 %	 Uniphore (\$400M)	 Aptos (\$350M)	 TripAction.. (\$304M)
5	Cambridge	\$4.8B	3 %	\$8.7B	3 %	 Blueprint .. (\$1.3B)	 Tessera Th.. (\$300M)	 Scholar Ro.. (\$205M)
6	Los Angeles	\$4.6B	3 %	\$6.2B	2 %	 AvantStay (\$500M)	 Tryllian B.. (\$415M)	 Metropolis (\$274M)
7	Jacksonville	\$3.9B	2 %	\$1.4B	0 %	 Fanatics (\$3.9B)	 Chance Wil.. (\$25.9M)	 Glucobit (\$17.4M)
8	Hawthorne	\$3.6B	2 %	\$1.6B	1 %	 SpaceX (\$3.6B)	 Stellar Pi.. (\$16.5M)	
9	Seattle	\$3.5B	2 %	\$5.0B	2 %	 iSpot.tv (\$335M)	 Highspot (\$248M)	 Swiftly (\$200M)
10	Chicago	\$3.3B	2 %	\$4.0B	1 %	 Project44 (\$520M)	 Kin (\$402M)	 Secret Net.. (\$400M)

# Citywise Trends - Companies Founded in last 2y

## Companies Founded in 2 Yrs (Market Share %)

Rank	City	2022	2021	Companies Founded in 2022			
1	New York City	7 %	7 %	 JOKR (\$430M)	 Bilt Rewards (\$210M)	 Cadence (\$144M)	 Flowcarbon (\$70.0M)
2	San Francisco	5 %	4 %	 Phantom (\$118M)	 FanCraze (\$100M)	 OrangeDAO (\$80.0M)	 Rezo (\$78.0M)
3	Los Angeles	3 %	3 %	 Arc Boats (\$37.0M)	 Farcaster (\$30.0M)	 Space and Ti... (\$30.0M)	 MERIT (\$20.0M)
4	Miami	2 %	1 %	 Betr (\$73.4M)	 OnChain Stud... (\$30.5M)	 Faraway (\$29.0M)	 Traba (\$23.6M)
5	Austin	1 %	1 %	 Invicti (\$625M)	 Jasper (\$143M)	 Royal (\$71.0M)	 LibLab (\$50.0M)
6	Chicago	1 %	1 %	 Metaplex (\$46.0M)	 Waltz Health (\$35.4M)	 Power (\$16.1M)	 Options-Quan... (\$6.0M)
7	Seattle	1 %	1 %	 Aurion Biote... (\$120M)	 MotherDuck (\$47.5M)	 Ozette (\$32.0M)	 Bttn (\$26.5M)
8	Atlanta	1 %	1 %	 sunday (\$124M)	 Movius (\$53.4M)	 Audit Sight (\$6.5M)	 MomentRanks (\$5.9M)
9	Boston	1 %	1 %	 Aktis Oncolo... (\$161M)	 RVAC Medicin... (\$140M)	 HilleVax (\$135M)	 ENSEM (\$67.0M)
10	Wilmington	1 %	1 %	 Viridi Energ... (\$320M)	 BUD Technolo... (\$60.0M)	 Pagos (\$10.0M)	 Liveblocks (\$6.4M)

# Contents

---

Snapshot

---

Investments

---

Investors

---

Exits

---

New Unicorns

---

Citywise Trends

---

**News**

---

Funded Deadpooled Companies

---

Appendix

---



---

Recent Key News

---

# Recent Key News (1/3)

## Transactions

---

- GBT Sells Portion of 136,000-Square-Foot Shopping Center Near Richmond [Shopping Center Business](#)
- Coupa Investor Hmi Capital Sends Letter To Board After Reports Of Possible Sale [Staffing Industry Analysts](#)
- MarginEdge Raises \$45M in Series C Funding [FinSMEs](#)
- Sonatus Raises \$75M in Second Funding [FinSMEs](#)
- Alfalfa Raises \$2M in Seed Funding [FinSMEs](#)
- MoveEasy Raises \$7 Million in Series A Funding to Accelerate Momentum for Its Home Management Platform [PRWeb](#)
- Arlington Capital Partners Agrees to Sell Octo to IBM [ACROFAN](#)
- Red-hot Fanatics could jolt the slow IPO market in 2023 [Seeking Alpha](#)
- Vaultree Raises \$12.8 million Series A Funding Round [globalsecuritymag.com](#)
- Software Biz For Mortgage Originators Setpoint Raises \$43M [Law360](#)

## Company Updates

---

- Coinbase CEO Brian Armstrong thinks his company's revenue will fall at least another 50% as the entire.. [Fortune](#)
- Egencia Launches Well-Being Dashboard [Business Travel News](#)
- Google just enhanced mobile Search by letting you easily filter results for topics [Android Police](#)
- Mastercard Offers a Range of Resources and Guidance for Small Businesses [visionmonday.com](#)
- LabVantage Solutions Introduces Version 8.8 of Its LIMS Platform [Contract Pharma](#)
- Sion Power Announces Plans to Expand Battery Manufacturing Operations in Tucson, Arizona [Business Wire](#)
- Carvana consults lawyers on debt crisis [AIM Group](#)
- Drift Joins Microsoft Dynamics 365 Partnership Program [Demand Gen Report](#)
- Konect.ai Announces Data Integration With Cox Automotive's VinSolutions, Benefiting Dealer Cust.. [Business Wire](#)
- Simplify Provides Estimated Capital Gain Distribution Information for 2022 [ACROFAN](#)

# Recent Key News (2/3)

## Legal

---

- Company agrees to changes after child workers found in MN meat plants [BringMeTheNews](#)
- Amazon accused of stealing tips from delivery drivers [CBS News](#)
- Elon Musk defends bedrooms at Twitter headquarters as San Francisco investigates [IOL](#)
- Robbins Llp Investigates Transunion (Tru) On Behalf Of Shareholders [ACROFAN](#)
- Bernstein Liebhart Llp Reminds Investors Of The Deadline To File A Lead Plaintiff Mot.. [The Wall Street Journal](#)
- Bernstein Liebhart Llp Reminds Investors Of The Deadline To File A Lead Plaintiff Mot.. [The Wall Street Journal](#)
- Bernstein Liebhart Llp Reminds Investors Of The Deadline To File A Lead Plaintiff Mot.. [The Wall Street Journal](#)
- NeoGenomics, Inc. Investors with Substantial Losses Have Opportunity to Lead the NeoGenomics Cl.. [Business Wire](#)
- Juul Reaches Settlement of Over 5,000 Lawsuits [The Wall Street Journal](#)
- Silver Miller Investigating Hacked Coinbase Accounts [PR Newswire](#)

## Partnerships

---

- BMO and Extend Bring Virtual Card Distribution and Better Spend Management Capabilities.. [Global FinTech Series](#)
- Travis Trucking Partners With Relay Payments to Save Drivers 'Time, Money and a Whole L.. [Global FinTech Series](#)
- Loop Media, Inc. and ACTV8me Announce Strategic Partnership to Deploy Industry-First MarTech So.. [Business Wire](#)
- Leading Private Investment Platform Linqto Partners With Wealth Management Innovator Farther [investidollar.com](#)
- The Ken Blanchard Companies Partners with Mindtickle to Announce Digital Learning Journeys [TecHR Series](#)
- Keysight Joins Intel Foundry Services Accelerator EDA Alliance Program [Business Wire](#)
- BiometrIQ partners with ID R&D on face and voice biometrics to serve Polish market [BiometricUpdate.com](#)
- Immuta and Revelate Partner to Provide Fully Governed Best-in-Breed Data Access [PRWeb](#)
- LegalConnect Reveals Integrations to Leading Document Management Platforms [PRWeb](#)
- Schneider Electric and ORPC Join Forces to Advance Marine Energy as a Renewable Energy Source .. [Financial Post](#)

# Recent Key News (3/3)

## People Movement

---

- Contentstack Expands Global Leadership Team After Securing \$80M In Series C Funding [Demand Gen Report](#)
- FSC Lighting Appoints Western Regional Sales Manager [lightED](#)
- Former Government and Finance Leaders Take Up Executive Roles with Hedera [PR Newswire](#)
- KERV Interactive Elevates Jay Wolff to Chief Revenue Officer, Tapping Former TikTok Executive Creed P.. [ACROFAN](#)
- Plaid lays off 20% of staff, CEO says the fintech company 'hired and invested ahead of revenue gr.. [TechCrunch+](#)
- EHang Holdings Ltd. announces appointment of Nick .. [Vertical and Vertical](#)  
[Valor are part of MHM Publishing Inc](#)
- Elon Musk fires another top Twitter executive [India Today](#)
- Earnin Strengthens Team with Heavy Hitting Legal Lineup [Business Wire](#)
- Boomi Names Steve Lucas as Chief Executive Officer [Financial Post](#)
- Charlotte's Web Appoints Digital Marketing Executive, Alicia Morga, to Board of Directors [CNW](#)

## Other

---

- Coinbase CEO expects revenue to plunge over 50% on battered crypto prices [reporterwings.com](#)
- Patient Engagement Leader MayaMD Named to the 2022 CB Insights' Digital Health Top 150 List [PR Newswire](#)
- Agilent Again Named to Newsweek's List of America's Most Responsible Companies [Business Wire](#)
- NADRA achieves international certification for security of biometric data [BiometricUpdate.com](#)
- Global Technology Leader Events.com Honored with Comparably Best Places to Work Award [PR Newswire](#)
- Miami company wins world's largest construction tech competition in Dubai [Zawya](#)
- Oracle Named a Leader in IDC MarketScape Worldwide Hospitality [Hotel News Resource](#)
- Caldwell Named to Inc.'s 2022 Best in Business List in the Legal Category [PRWeb](#)
- Rentec Direct Named Most Customer Friendly Company of the Year [PRWeb](#)
- Blackline Safety (TSX:BLN) announces U.K. certification [The Market Herald](#)

# Contents

---

Snapshot

---

Investments

---

Investors

---

Exits

---

New Unicorns

---

Citywise Trends

---

News

---

**Funded Deadpooled Companies**

---

Appendix

---













---

Funded Deadpooled Companies

---

# Funded Deadpooled Companies

## Company \$ Funding

 <b>Fast</b> (2019, San Francisco)	\$135M
 <b>b8ta</b> (2015, San Francisco)	\$90.3M
 <b>Riffyn</b> (2014, Oakland)	\$20.0M
 <b>Zero</b> (2018, Sacramento)	\$16.5M
 <b>CARFIT</b> (2016, Palo Alto)	\$2.5M
 <b>TrySome</b> (2015, Brooklyn)	-
 <b>Anarchist</b> (2014, Chicago)	-
 <b>GammaNow</b> (2017, New York City)	-
 <b>BeSpree</b> (2018, Chapel Hill)	-
 <b>Nya Labs</b> (2021, Los Angeles)	-

## Company \$ Funding

 <b>Caisson</b> (1999, New York City)	-
 <b>QUIVR</b> (2020, Seattle)	-
 <b>Aucta Technologies</b> (2014, Minneapolis)	-
 <b>Pulse Evolution Group</b> (2014, Boca Raton)	-



# Contents

---

Snapshot

---

Investments

---

Investors

---

Exits

---

New Unicorns

---

Citywise Trends

---

News

---

Funded Deadpooled Companies

---

**Appendix**

---

---

Explore more on Tracxn

---

Explore other Reports on Tracxn

---

# Explore more on Tracxn

## Companies

[All Tech Companies](#)

[US Tech Companies](#)

[Online Travel Companies](#)

[Companies using AI in Healthcare](#)

[Companies founded by Stanford GSB Alumni](#)

[Soonicorn club in Fintech](#)

[Analyst Picks in Israel Tech](#)

## Company Due Diligence

[Company Detail Page of DoorDash](#)

[Competitors of Freshworks](#)

[Cap Table for TransferWise](#)

[Financials for Ola](#)

[Employee Count for Revolut](#)

## Investment Activity

[Recent funding rounds](#)

[Investment Trends](#)

[Most Active Investors](#)

[Top Funded Business Models](#)

## Exits

[Public Companies](#)

[Acquired Companies](#)

[Most Active Acquirers](#)

## Reports

[Delhivery - Company Report](#)

[Novel Foods - Business Model Report](#)

[HRTech - Feed Report](#)

[FinTech - Top Business Models Report](#)

[India Tech - Top Business Models Report](#)

[US Tech - Monthly Report](#)

## Miscellaneous

[Key News in FinTech](#)

[Events in Bay Area](#)

[Angel Investors in United States](#)

[Bluebox](#)

# Explore other Reports on Tracxn

## company Reports

[Transferwise](#)

[Coursera](#)

[BigBasket](#)

## Business Model Reports

[Novel Foods](#)

[Blockchain Network](#)

[P2P Remittance](#)

## Feed Reports

[HRTech](#)

[Cybersecurity](#)

[Food Tech](#)

## Top Business Models in PA

[FinTech](#)

[Enterprise Applications](#)

[Artificial Intelligence](#)

## Geo Monthly Reports

[US Tech](#)

[Europe Tech](#)

[China Tech](#)

## Unicorn Reports

[Monthly Unicorn Report](#)

## Feed Geo Reports

[FinTech Europe](#)

[Consumer Digital SEA](#)

[HiTech US](#)

## Top Business Models in Geo

[India Tech](#)

[Israel Tech](#)

[UK & Ireland Tech](#)



*Any and all information either accessed from the website [www.tracxn.com](http://www.tracxn.com) or having otherwise originated from Tracxn Technologies Private Limited including but not limited to the information contained herein ("Data") is the sole property of Tracxn Technologies Private Limited (hereinafter "Tracxn"). You shall not recirculate, distribute, transmit, publish, or sell the Data or any portion thereof in any form or by any means, either for commercial or non-commercial use, or permit any third party to use or distribute the Data or any portion thereof; to any other party, except with the prior written consent of Tracxn. You may however incorporate insubstantial portions, extracts, abstracts or summaries from the Data into analysis, presentations or tools for your customers or for your internal use, so long as Tracxn is clearly and visibly identified as the source of information.*

*For further information please refer to our Terms of Use at [www.tracxn.com](http://www.tracxn.com)*

*Copyright © 2023, Tracxn Technologies Limited. where All rights reserved.*